



# GET READY, SANTA BARBARA!

## KNOWING YOUR RISKS

### Five Years Later...

**Contents:**

- **Fire Years Later**
- **Santa Barbara History**
- **Main Feature:**
  - ⇒ **Ready, Set, Go**
- **Emergency Kit Recipes**
  - ⇒ **"In-Pinch" Gordita w/Chili**
- **May Trivia**
  - ⇒ **Cinco de Mayo**
- **The CERT Corner**
- **Calendar**

**Inside this issue:**

Floods	2
Emergency Kit Recipe of the Month	3
January Quiz	3
The CERT Corner	4
Calendar	4

It is hard to believe that only five (5) years ago Santa Barbara endured the Jesusita Fire. The Jesusita Fire started on May 5, 2009 at approximately 1:45 p.m. It was not the best way to celebrate Cinco de Mayo! Now, five (5) years later we are ripe for such another fire. With the City of Santa Barbara now in a Stage 1 drought, the dryness of the brush in our mountains, and the lack of water we have the perfect recipe for fire.

Here are some facts from the Jesusita Fire:

- 8,733 acres burned
- All evacuation orders and warnings lifted as of May 13, 2009
- 160 structures destroyed; 18 structures damaged
- 1,857 personnel dispatched: 111 engines, 57 crews
- 1 air attack tanker and 4 helicopters
- 30 firefighter injuries
- Cause was determined to be man caused
- Estimated costs \$17 million
- Fire fully contained on May 20, 2009



Keith D. Cullam / AP

We need to start thinking about how we are going to respond to the next fire. Do you have defensible space, do you have a go-kit, do you have adequate insurance; what steps have you taken to prepare yourself, family and home in the event of a wildfire. Check out page two for the helpful hints on Ready, Set, Go!

### Santa Barbara History—Montecito Street

Derived from two words, *monte* (hills or woods) and *cito* (small), the one word describes the vista of "little hills and woods" the Spanish saw before the mansions and extensive landscaping took over.

Oddly enough, in contrast to the millionaire inhabitants of Montecito today, the first white settler of that area were primarily ex-presidio soldiers who were given the land in lieu of their back pay.

The street however has remained indifferent as to who plods along its path. It earned its name simply by providing the passageway that led into El Montecito, as it still does today.

Source: Street Names of Santa Barbara by Neal Graffy (pg. 8)

*Do you have some Santa Barbara history you want to share? Maybe you have some interesting family history you want to share or maybe you have a question about something. We want to hear it! Send us your stories of, or questions about, Santa Barbara history to [PRomero@SantaBarbaraCa.gov](mailto:PRomero@SantaBarbaraCa.gov)*

### Upcoming Issues

- JUNE  
Pets
- JULY  
Technological
- AUGUST  
Drought
- SEPTEMBER  
Cyber Terrorism
- OCTOBER  
Oil Spills



## Ready! Set! Go!

The Santa Barbara community, where the mountains meet the sea, is a unique natural environment. It embraces beauty at the same time as it has the potential for year round disaster. The recent wildfires are stark evidence that we need to recognize, understand and actively work to mitigate the potential of wildfire's impact to our homes and lives.

The Santa Barbara City Fire Department prides itself in providing the highest level of protection for you and your property; in planning, preparation and response to fires that occur in our community. It is your personal understanding and involvement, that you take before and during a wildfire, that will truly make the difference.

### **Get Ready!**

- 1) Determine your defensible space area. This varies from 30 to 150 feet, or greater if property has significant slopes. You can check our website for specifics at [www.SantaBarbaraCA.gov/Wildland](http://www.SantaBarbaraCA.gov/Wildland).
- 2) Provide 30 feet of "Lean, Clean, and Green" landscaping. Lean means having a limited amount of plant material in the area. Clean means no accumulation of any dead material. Green means keeping plants in this area healthy, irrigated, and green.
- 3) Remove all dead vegetation within the defensible space area. This includes dead trees and shrubs, dead branches lying on the ground or still within living plants, dried grasses, weeds, dropped needles and leaves.
- 4) Break up continuous dense cover of shrubs and trees. Break up by providing a separation between plants or small groupings of plants.
- 5) Remove "ladder fuels". Vegetation that allows fire to move from lower growing plants to tree canopies is referred to as "ladder fuel". Remove ladder fuels by providing a vertical separation of 3 times the height of the lower vegetation layer.



*"When we can no longer  
change the situation, we are  
challenged to change  
ourselves"*

*Viktor Frankel*



- 6) Keep vegetation clear along all driveways and streets. Vegetation along these areas should be pruned and thinned to a vertical height of 14 feet. All flammable vegetation to a horizontal distance of 10 feet should be removed.

Note: Do not plant high hazard plants such as Acacia, Cedar, Cypress, Eucalyptus, Juniper, Pine, and Pampas grass in your landscape. Special attention should be given to the use and maintenance of these high hazard plants if they already exist in your landscape. These existing plantings should be properly maintained and not allowed to be in mass plantings that could transmit fire to any structure.

### **Get Set!**

- Prepare your family by creating a wildfire Action plan that includes meeting locations and communication plans. Rehearse it regularly. Include in your plan the evacuation of large animals, such as horses.
- Have fire extinguishers on hand and train your household how to use them.
- Ensure that your household knows where your gas, electric and water main shut-off controls are and how to use them.
- Maintain a list of emergency contact numbers posted near your phone and in your disaster kit.

### **Go!**

**Go Early**, by leaving early, you will give your household the best chance of surviving a wildfire. You also help firefighters by keeping roads clear of congestion, enabling them to move more freely and do their job.

This article contains excerpts from the City's Ready! Set! Go! Brochure that can be accessed at [http://www.santabarbaraca.gov/documents/webReady\\_Set\\_Go.pdf](http://www.santabarbaraca.gov/documents/webReady_Set_Go.pdf). You will find more useful information in this brochure. Now is the time to 'Get Ready'.

## The CERT Corner –*CERT y Cinco de Mayo*

Did you know we have CERT classes for our Spanish speaking residents?

We actually have two Spanish language preparedness programs, LISTOS and CERT.

So we have heard of CERT, but what is LISTOS and how does it fit in the picture?



LISTOS is a grass-roots disaster preparedness program that was tailored to meet the individual needs of the Spanish-speaking community. The program is delivered in a format that is both culturally and linguistically appropriate for the target population.

Developed in 2010 by a collaboration between The Orfalea Foundation and the Aware & Prepare Initiative in Santa Barbara County, California, the LISTOS curriculum came to be after an exhaustive, inconclusive search for Spanish language disaster preparedness information.

The little information that does exist on preparedness methods in Spanish-language communities is usually translated from English to Spanish and does not take into account some of the issues that affect many Latinos. The LISTOS curriculum features no-cost preparedness initiatives and provides tips that serve participants not only during disasters, but also throughout the course of their everyday lives.

The Mission of LISTOS is to partner with community leaders, jurisdictions, non-profits, faith-based organizations, schools, and other community institutions to eliminate the language barrier that so often impedes the relationships between First Responders and the Latino populations they serve. In doing so, LISTOS facilitates the building of communities and the sharing of resources that strengthens community ties through disaster preparedness awareness.

As we celebrate Cinco de Mayo, we can enjoy the festivities knowing our neighbors are prepared and know what to do in case of emergency.

Disaster knows no language and touches everyone when it occurs. Although we take classes in our specific languages, in a disaster, the urgency of giving aid transcends language. The training is exactly the same whether in Spanish, English, or Tagalog, the language of the people of the Philippines. As a note, all inclusive, CERT training has recently been completed in Braille.

For more information about CERT Spanish language classes and LISTOS classes, also conducted in Spanish, please call Yolanda McGlinchey at 564-5711, and Liliana Encinas-Aguilar at 284-2045.



Stella Larson,  
Mesa Resident

### May Trivia—Origin of Cinco de Mayo

In the United States, Cinco de Mayo is widely interpreted as a celebration of Mexican culture and heritage, particularly in areas with substantial Mexican-American populations. Chicano activists raised awareness of the holiday in the 1960s, in part because they identified with the victory of indigenous Mexicans over European invaders during the Battle of Puebla. Today, revelers mark the occasion with parades, parties, mariachi music, Mexican folk dancing and traditional foods such as tacos and mole poblano. Some of the largest festivals are held in Los Angeles, [Chicago](#) and Houston.

History of Cinco de Mayo: Battle of Puebla

In 1861 the liberal Mexican Benito Juárez (1806-1872) became president of a country in financial ruin, and he was forced to default on his debts to European governments. In response, France, Britain and Spain sent naval forces to [Veracruz](#) to demand reimbursement. Britain and Spain negotiated with Mexico and withdrew, but France, ruled by Napoleon III (1808-1873), decided to

use the opportunity to carve a dependent empire out of Mexican territory. Late in 1861, a well-armed French fleet stormed Veracruz, landing a large French force and driving President Juárez and his government into retreat.

Certain that success would come swiftly, 6,000 French troops under General Charles Latrille de Lorencez (1814-1892) set out to attack [Puebla](#) de Los Angeles, a small town in east-central [Mexico](#). Led by Texas-born General Ignacio Zaragoza (1829-1862), the vastly outnumbered and poorly supplied Mexicans fortified the town and prepared for the French assault. The battle lasted from daybreak to early evening, and when the French finally retreated they had lost nearly 500 soldiers. Fewer than 100 Mexicans had been killed in the clash.

For more information on the history of Cinco de Mayo [click here](#).

Santa Barbara City Office  
of Emergency Services

121 W. Carrillo Street  
Santa Barbara, CA 93101

Phone: 805-564-5711  
Fax: 805-564-5730  
E-mail: PRomero@SantaBarbaraCA.gov



We're on the Web!

[www.santabarbaraca.gov/oes](http://www.santabarbaraca.gov/oes)

and



# Emergency Kit Recipes

## "In-a-Pinch" Gordita w/Chili

**Prep Time:**  
15 minutes  
**Total Time:**  
24 minutes

Ingredients

- 1 cup masa (corn flour)
- 1 packet taco seasoning
- 1 can beef chili
- 1 cup water



Directions

Mix masa with a pinch of taco seasoning. Add approximately 1 cup of water, working the masa into a dough. Roll into balls and flatten into rounds. Cook the masa rounds in a pan or on a grill until golden brown on both sides. Top with heated chili.

Cooking Tips

Garnish with dehydrated cheese and sour cream (optional).










Recipe courtesy of [emergencykitcookoff.org](http://emergencykitcookoff.org)

If you want to find more Emergency Recipes like this, [Click here](#)

*Do you have an Emergency Kit Recipe you want to share? Maybe you have a healthy or crazy recipe or maybe you have a question about something. We want to hear from you! Send us your recipes, or questions to [PRomero@SantaBarbaraCa.gov](mailto:PRomero@SantaBarbaraCa.gov)*

## Upcoming Events

### May 2014

Sun	Mon	Tue	Wed	Thu	Fri	Sat
				1 May Day	2 No Pants Day!	3
4 International Firefighters Day 	5	6 Beverage Day 	7	8 World Red Cross & Red Crescent Day 	9	10
11 Mother's Day 	12	13	14 Dance Like A Chicken Day 	15	16	17 Armed Forces Day 
18	19	20 Pick a Strawberry Day 	21	22	23 Lucky Penny Day 	24
25	26 Memorial Day 	27	28	29	30	31 No Tobacco Day 