

# ITM Peak Hour Summary

Prepared by:



National Data & Surveying Services

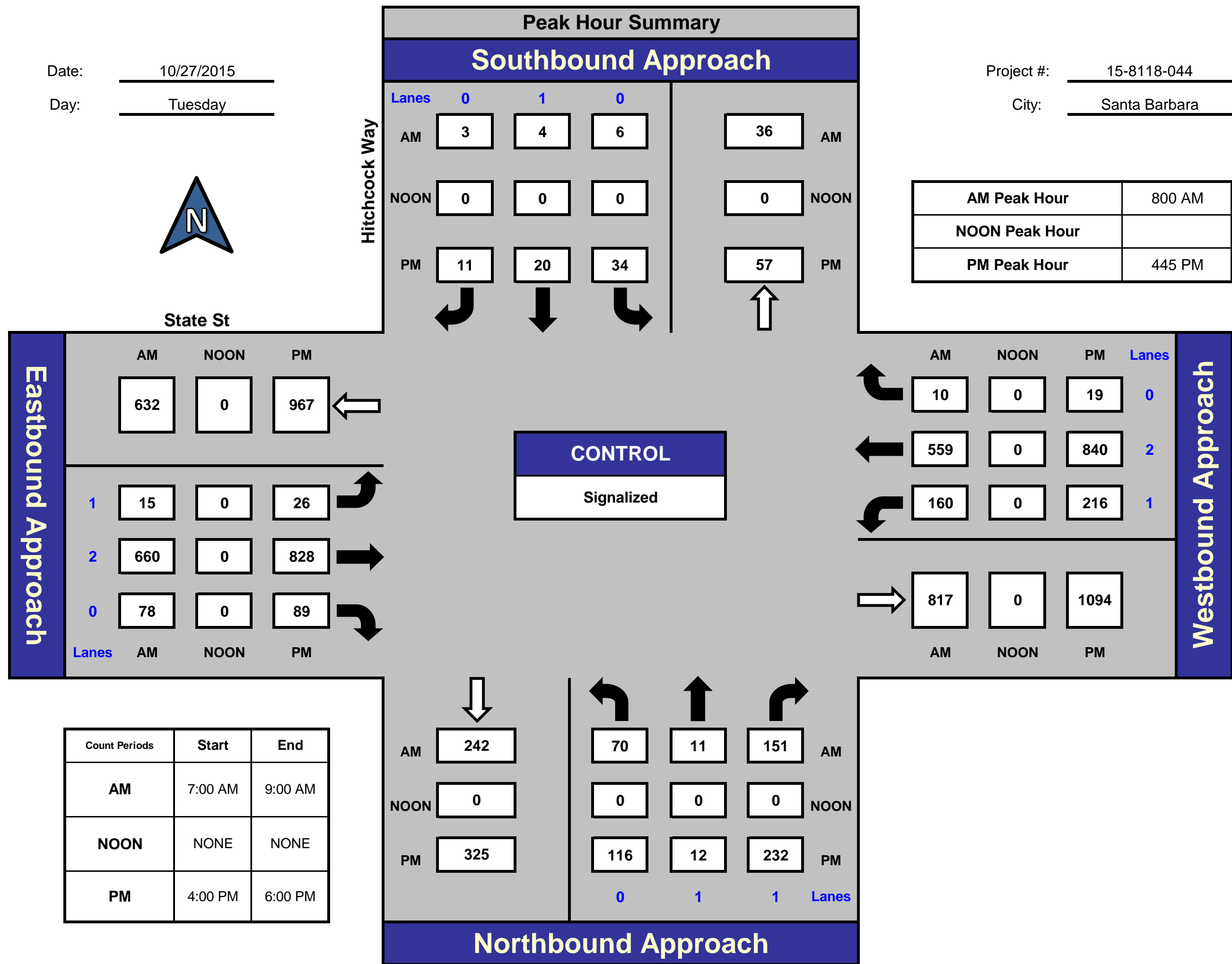
## Hitchcock Way and State St, Santa Barbara

Date: 10/27/2015

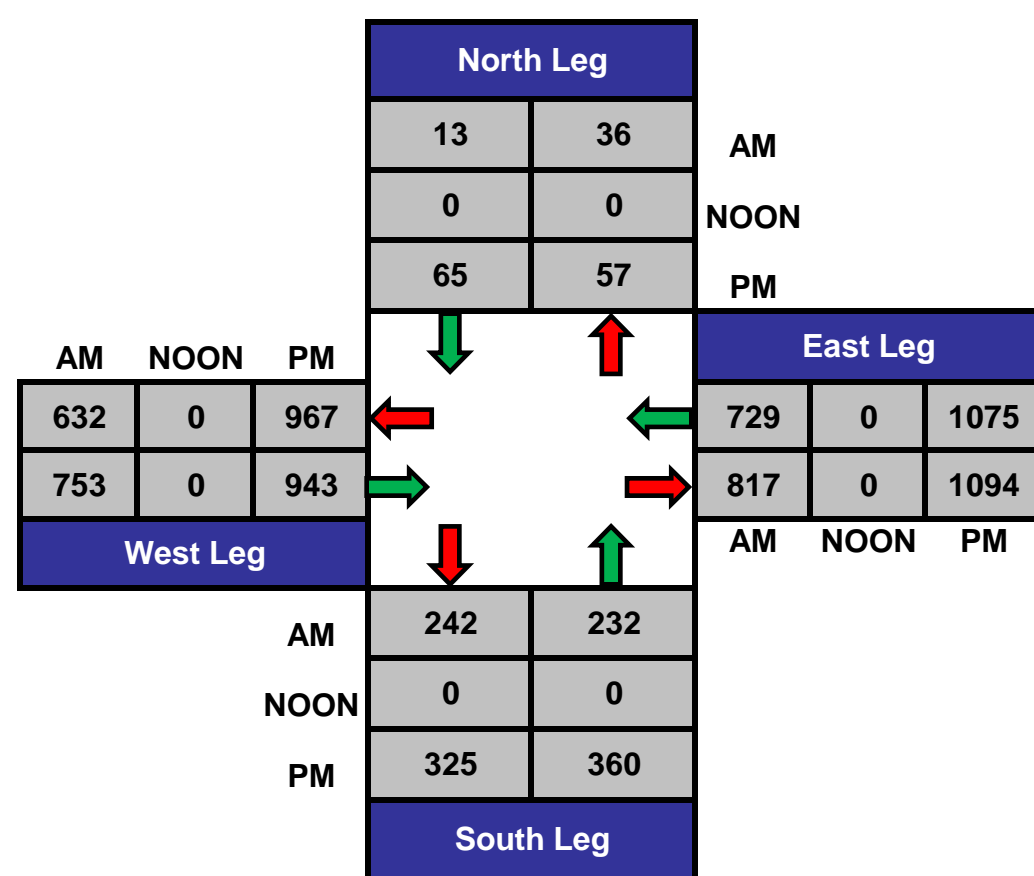
Day: Tuesday

Project #: 15-8118-044

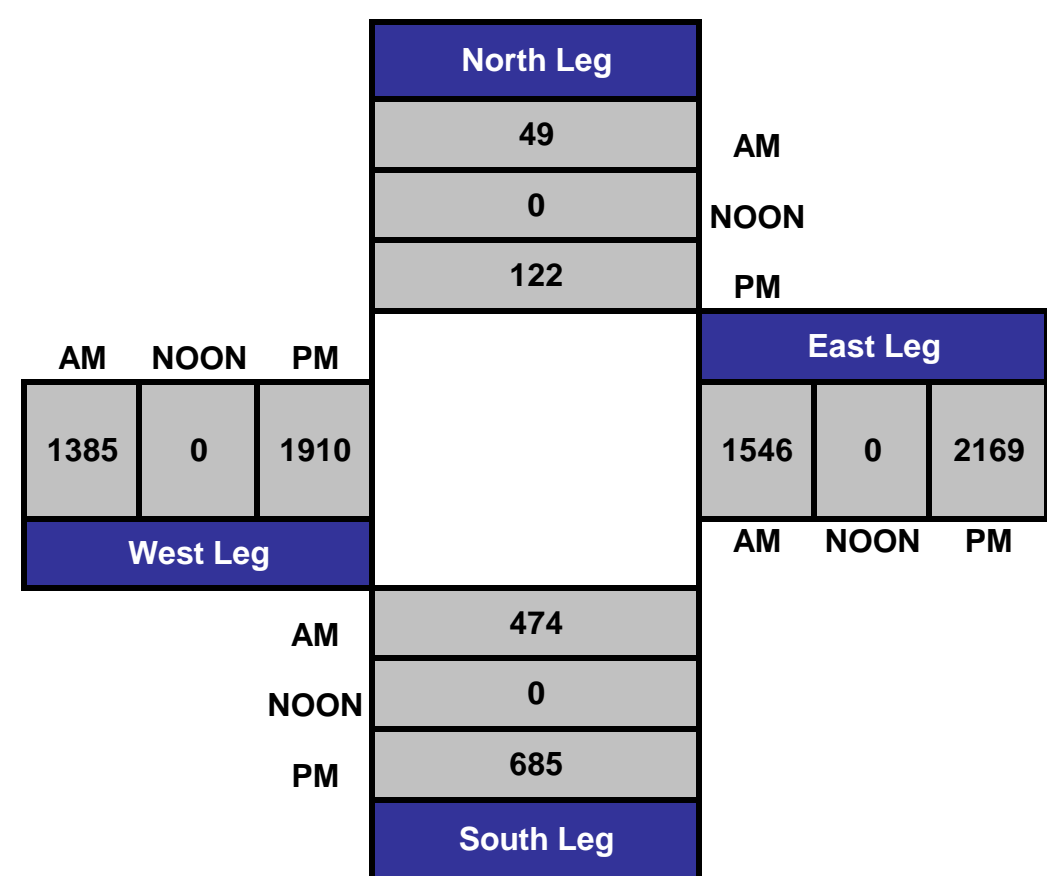
City: Santa Barbara



### Total Ins & Outs



### Total Volume Per Leg



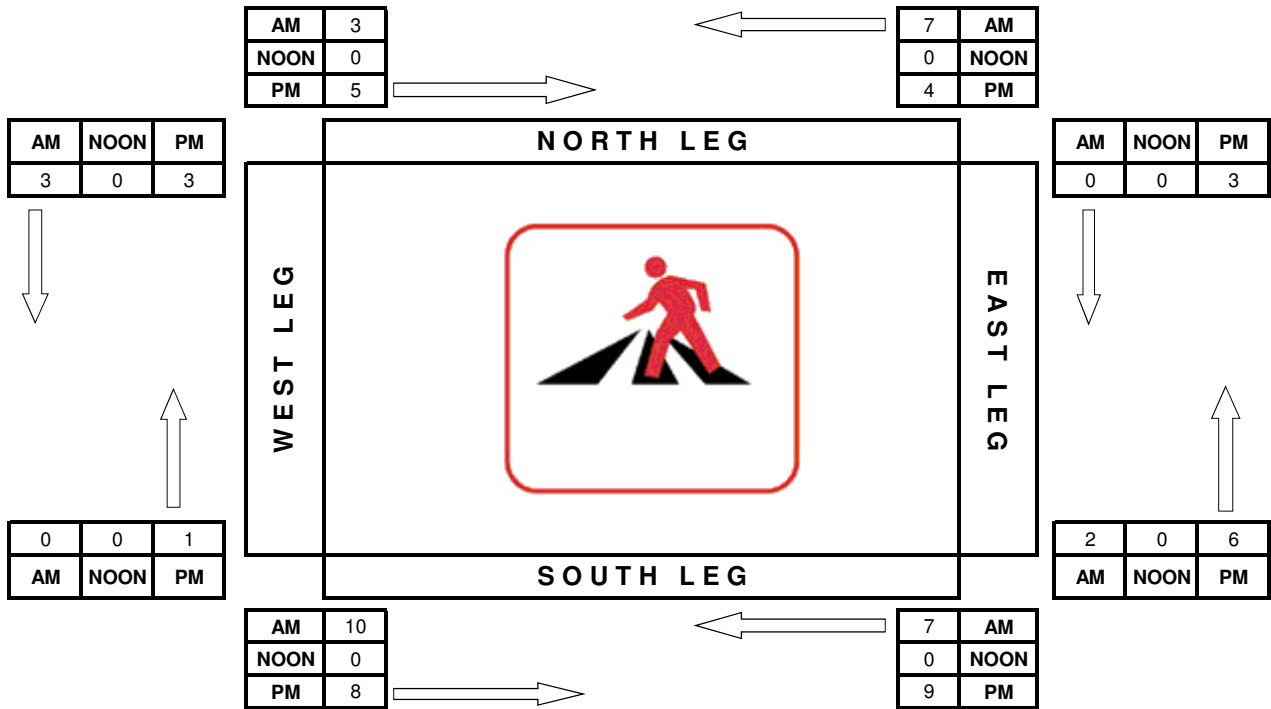
PREPARED BY NATIONAL DATA & SURVEYING SERVICES

Pedestrian Count Peak Hour

PROJECT#: 15-8118-044  
 N/S Street: Hitchcock Way  
 E/W Street: State St  
 DATE: 10/27/2015  
 CITY: Santa Barbara

DAY: Tuesday

|      | Start: | End:  |
|------|--------|-------|
| AM   | 7:00   | 9:00  |
| NOON |        |       |
| PM   | 16:00  | 18:00 |



PREPARED BY NATIONAL DATA & SURVEYING SERVICES

Bicycle Count Peak Hour


PROJECT#: 15-8118-044  
 N/S Street: Hitchcock Way  
 E/W Street: State St  
 DATE: 10/27/2015  
 CITY: Santa Barbara

DAY: Tuesday

|      | Start: | End:  |
|------|--------|-------|
| AM   | 7:00   | 9:00  |
| NOON |        |       |
| PM   | 16:00  | 18:00 |

|      |   |   |   |
|------|---|---|---|
| AM   | 0 | 0 | 0 |
| NOON | 0 | 0 | 0 |
| PM   | 2 | 0 | 0 |

| AM | NOON | PM |
|----|------|----|
| 0  | 0    | 0  |
| 20 | 0    | 21 |
| 3  | 0    | 4  |



| AM | NOON | PM |
|----|------|----|
| 0  | 0    | 1  |
| 18 | 0    | 12 |
| 0  | 0    | 3  |

|      |   |   |   |
|------|---|---|---|
| AM   | 0 | 0 | 3 |
| NOON | 0 | 0 | 0 |
| PM   | 0 | 0 | 3 |