

ITM Peak Hour Summary

Prepared by:



National Data & Surveying Services

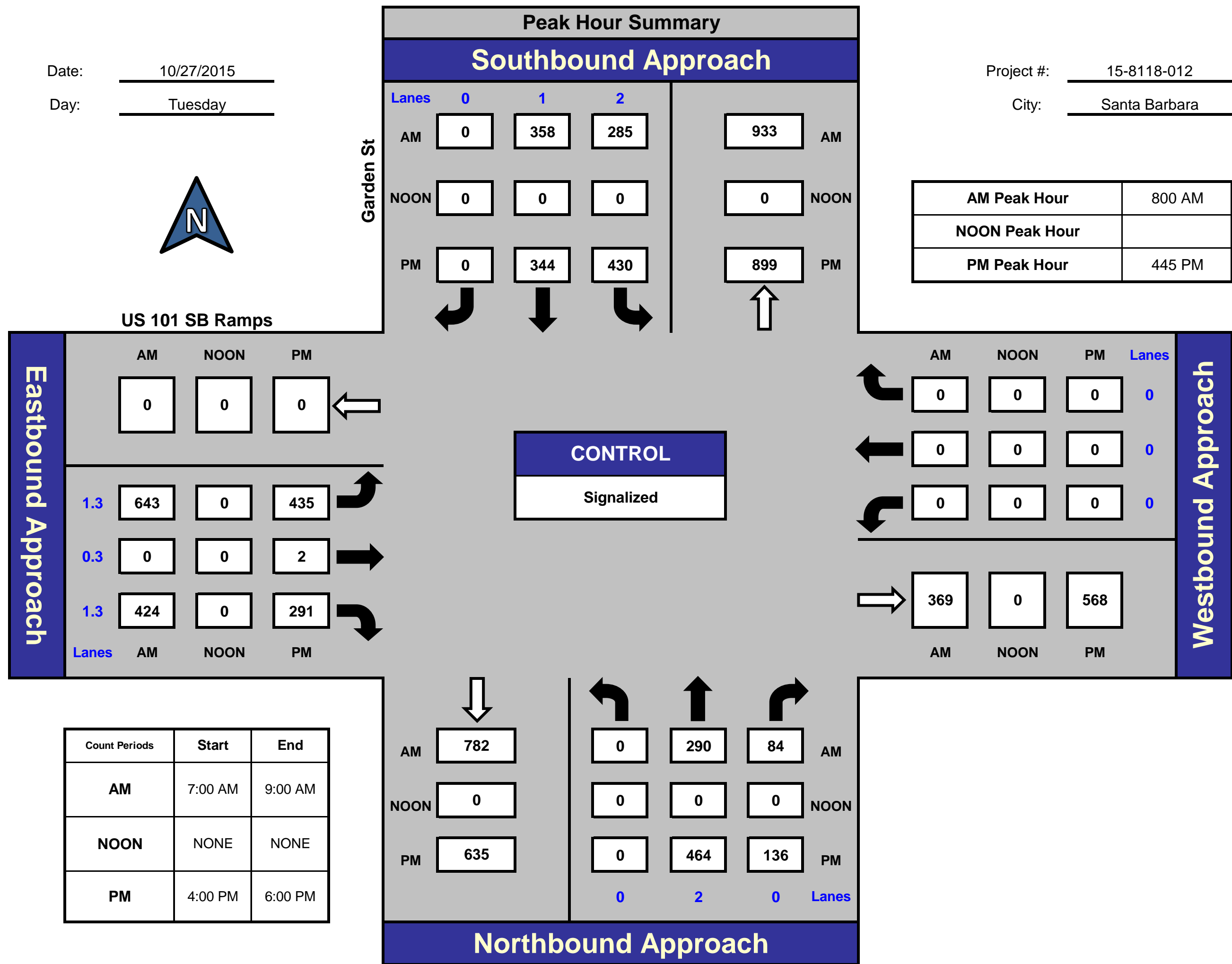
Garden St and US 101 SB Ramps, Santa Barbara

Date: 10/27/2015

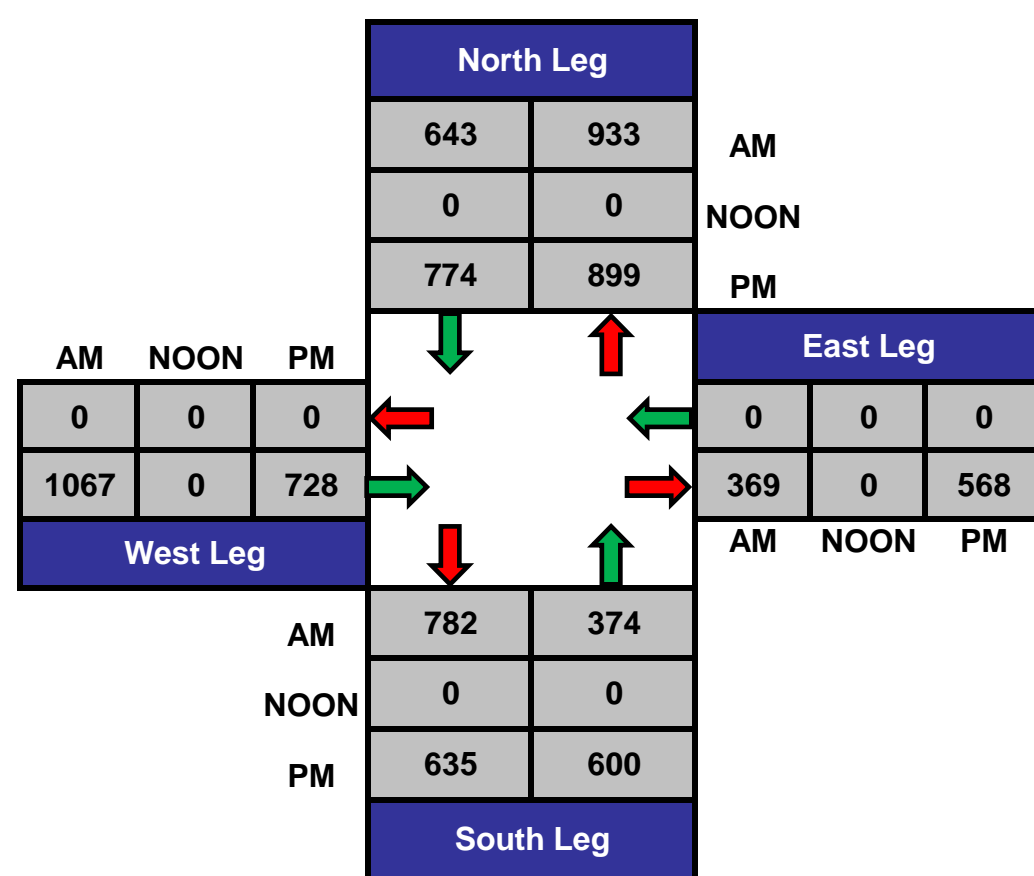
Day: Tuesday

Project #: 15-8118-012

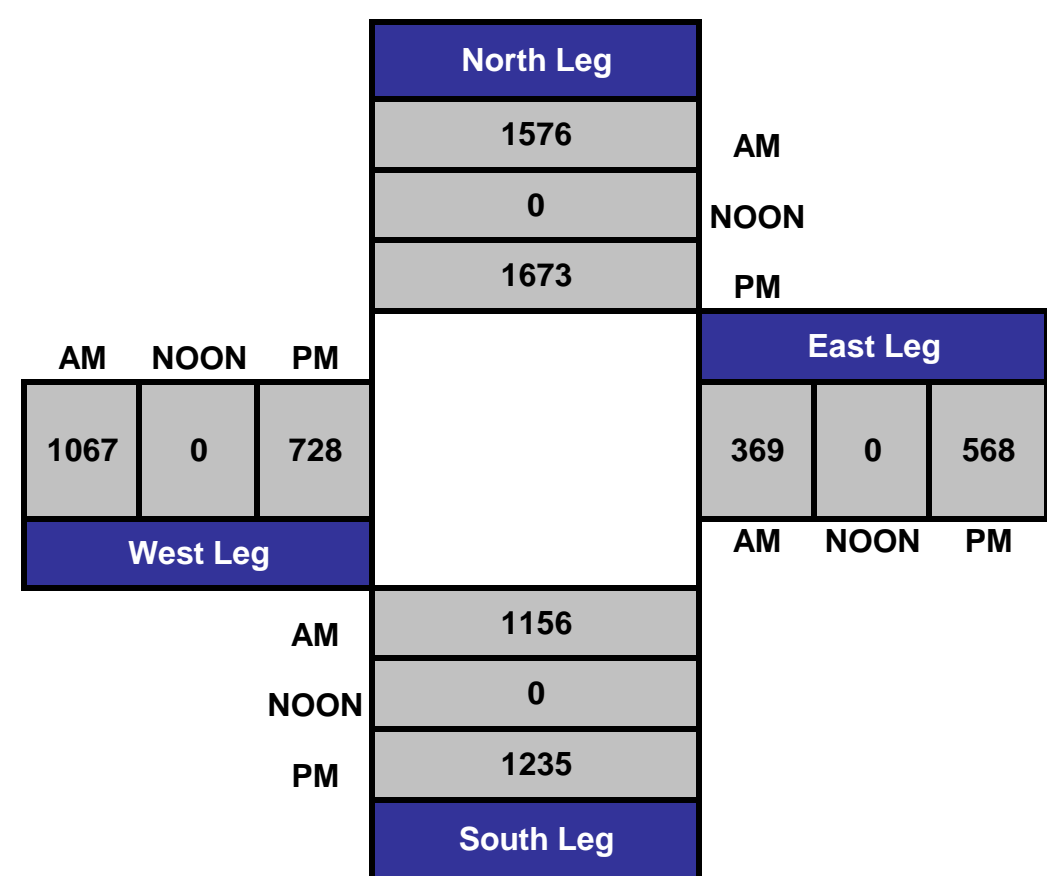
City: Santa Barbara



Total Ins & Outs



Total Volume Per Leg



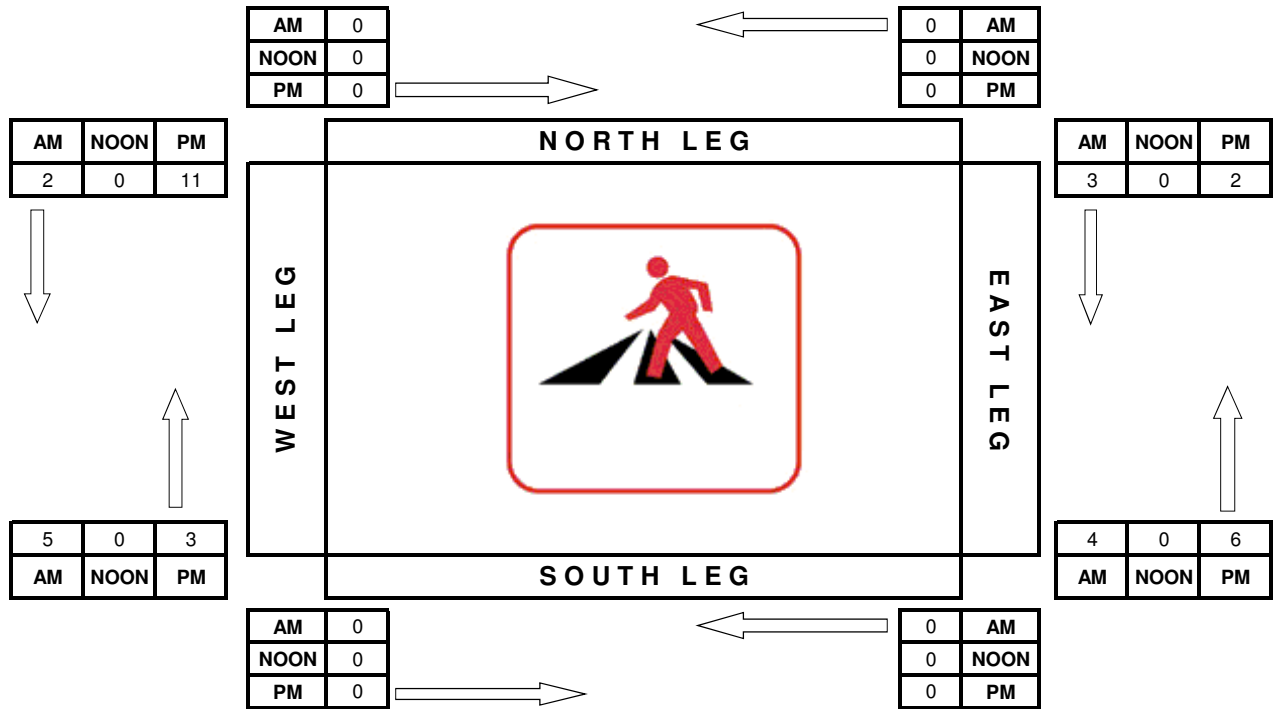
PREPARED BY NATIONAL DATA & SURVEYING SERVICES

Pedestrian Count Peak Hour

PROJECT#: 15-8118-012
 N/S Street: Garden St
 E/W Street: US 101 SB Ramps
 DATE: 10/27/2015
 CITY: Santa Barbara

DAY: Tuesday

| | Start: | End: |
|------|--------|-------|
| AM | 7:00 | 9:00 |
| NOON | | |
| PM | 16:00 | 18:00 |



PREPARED BY NATIONAL DATA & SURVEYING SERVICES

Bicycle Count Peak Hour


PROJECT#: 15-8118-012
 N/S Street: Garden St
 E/W Street: US 101 SB Ramps
 DATE: 10/27/2015
 CITY: Santa Barbara

DAY: Tuesday

| | Start: | End: |
|------|--------|-------|
| AM | 7:00 | 9:00 |
| NOON | | |
| PM | 16:00 | 18:00 |

| | | | |
|------|---|---|---|
| AM | 0 | 3 | 0 |
| NOON | 0 | 0 | 0 |
| PM | 0 | 8 | 0 |

| AM | NOON | PM |
|----|------|----|
| 0 | 0 | 0 |
| 0 | 0 | 0 |
| 0 | 0 | 0 |



| AM | NOON | PM |
|----|------|----|
| 0 | 0 | 0 |
| 0 | 0 | 0 |
| 0 | 0 | 0 |

| | | | |
|------|---|---|---|
| AM | 0 | 0 | 0 |
| NOON | 0 | 0 | 0 |
| PM | 0 | 4 | 0 |