
















Santa Barbara Museum of Natural History - Sign Program Inventory

03.23.16

Sign Type No.	Description	Sign Type	Materials	Quantity	Size	Area (sq. ft.) per sign (as per sign ordinance)	Total area (sq. ft.) per sign type (as per sign ordinance)	Area (sq. ft.) per sign (area only)	Total area (sq. ft.) per sign type (area only)	New or Existing	Exemption: Pole Signs	Exemption: Banners	Exemption: Frontage Square Area Maximum	Notes	Max Letter Height (in)	Illuminated (y/n)
5	 Entering Museum Area Fee Notice	Ground Sign	Wood	5	1'-5"w x 1'-10"h	2.6	13.0	1.1	5.4	New					1.25"	N
10	 Main ID outside Lot	Ground Sign	Sandblasted Wood	1	3'-4"w x 4'-8"h	15.6	15.6	6.3	6.3	New			X		4"	N
11	 Main ID Street Entrance	Pole Sign	Sandblasted Wood	2	1'-8"w x 1'-8"h	2.8	5.6	2.8	5.6	New	X		X	1 sign mounts to existing post, 1 sign mounts to new post	2.5"	N
12	 Vehicular Directional	Ground Sign	Wood	2	3'-9"w x 3'-6"h	13.1	26.2	5.5	11.0	New			X		4"	N
13	 Mac Veagh Directional	Ground Sign	Wood	1	4'-0"w x 3'-0"h	12.0	12.0	5.6	5.6	New					4"	N
15	 ID Entrance Banner	Pole Sign	Fabric	1	1'-7"w x 2'-6"h	4.0	4.0	4.0	4.0	New	X	X			2.75"	N
17	 ID Entrance Directional Banner	Pole Sign	Fabric	1	1'-7"w x 3'-0"h	4.7	4.7	4.7	4.7	New	X	X			3"	N
20	 Promotional/Exhibition Banner	Banner	Fabric	2	3'-0"w x 9'-0"h	27.0	54.0	27.0	54.0	Existing		X	X	Relocated from double iron gates to Fleischmann arch entry wall.	4"	N
30	 Exterior Directional	Ground Sign	Wood	13	1'-4"w x 5'-2"h	6.9	89.7	2.0	26.0	New				Total of 11 sign posts. 2 posts have signs on both sides.	1.25"	N
	 Existing Letters Over Museum Entrance	Wall Sign	Metal	1	7'-7"w x 2'-0"h	15.2	15.2	15.2	15.2	Existing			X		6.5"	N

Sign Type No.	Description	Sign Type	Materials	Quantity	Size	Area (sq. ft.) per sign (as per sign ordinance)	Total area (sq. ft.) per sign type (as per sign ordinance)	Area (sq. ft.) per sign (area only)	Total area (sq. ft.) per sign type (area only)	New or Existing	Exemption: Pole Signs	Exemption: Banners	Exemption: Square Area Maximum	Notes	Max Letter Height (in)	Illuminated (y/n)
32	 Trail Directional	Ground Sign	Wood	17	1'-3"w x 1'-10"h	2.3	39.1	0.4	6.8	New				Total of 11 sign posts. 6 posts have signs on both sides.	1.5"	N
35	 Directional Sign	Pole Sign	Metal	1	2'-0"w x 4"h each sign blade	0.7	6.3	0.7	6.3	New	X				1.75"	N
40	 Hanging Gallery ID Banner	Banner	Fabric, Metal attachment	5	4'-0"w x 2'-0"h	8.0	40.0	8.0	40.0	New		X		3 banner locations shown on site plan, 2 additional banners under consideration.	3.5"	N
42	 Corridor Directional ID Sign	Hanging Sign	Metal	1	4'-0"w x 1'-7"h	6.3	6.3	6.3	6.3	New					2.75"	N
50	 Corridor Directional Wall Plaque	Wall Sign	Metal	10	1'-5.5"w x 1'-7"h	2.3	23.0	2.3	23.0	New					1"	N

Total area of signage in frontage: (sq. ft.)	103.5
--	-------