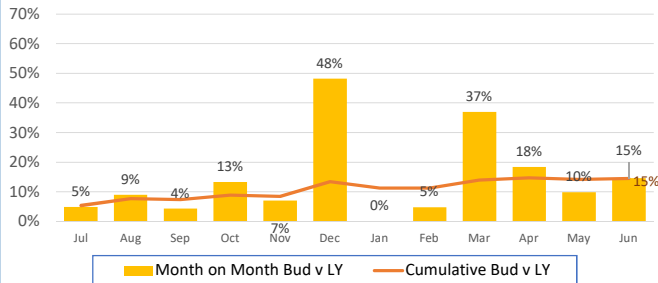


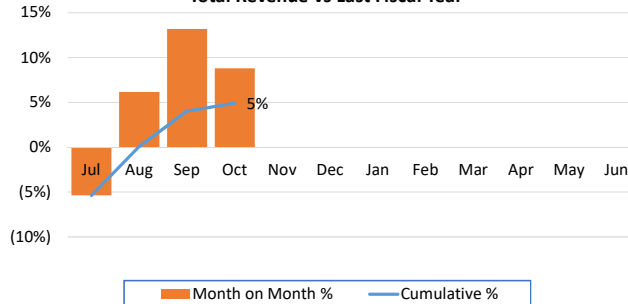
FY19 Rounds and Revenue

OCTOBER 2018

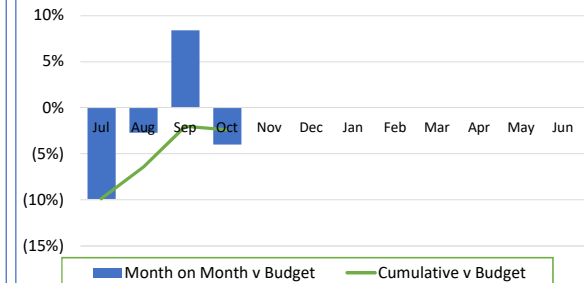
FY19 Revenue Budget v FY18 Actual



Total Revenue vs Last Fiscal Year

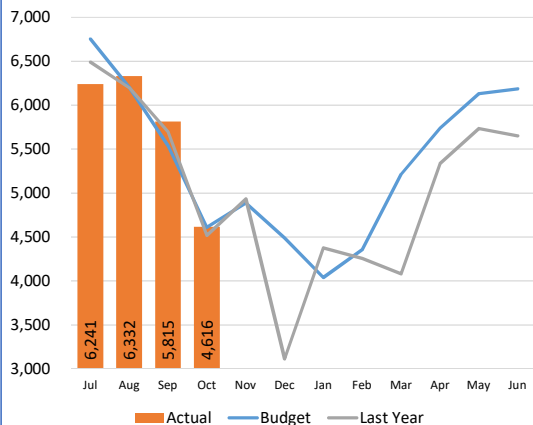


Total Revenue v Budget

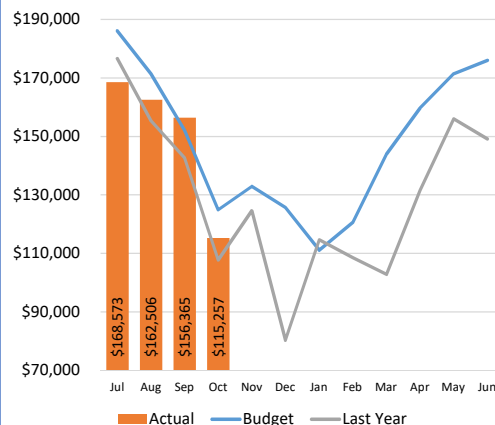


	OCTOBER						YEAR TO DATE						Full Year		
	Budget	Actual	Variance to Budget	Last Year	Variance to LY		Budget	Actual	Variance to Budget	Last Year	Variance to LY	Budget	Actual	% earned	
Greens Fees	\$ 124,845	\$ 115,257	\$ (9,588) (8%)	\$ 107,724	\$ 7,533 7%		\$ 634,404	\$ 602,701	\$ (31,703) (5%)	\$ 582,304	\$ 20,397 4%	\$ 1,775,714	\$ 602,701	34%	
Memberships	\$ 2,691	\$ 2,829	\$ 138 5%	\$ 2,622	\$ 207 8%		\$ 13,386	\$ 12,627	\$ (759) (6%)	\$ 13,110	\$ (483) (4%)	\$ 44,850	\$ 12,627	28%	
Cart Revenue	\$ 36,952	\$ 37,365	\$ 413 1%	\$ 33,851	\$ 3,514 10%		\$ 187,761	\$ 190,907	\$ 3,146 2%	\$ 175,492	\$ 15,415 9%	\$ 520,311	\$ 190,907	37%	
Merchandise	\$ 17,257	\$ 14,697	\$ (2,560) (15%)	\$ 15,965	\$ (1,268) (8%)		\$ 87,691	\$ 89,793	\$ 2,102 2%	\$ 86,045	\$ 3,747 4%	\$ 243,000	\$ 89,793	37%	
Range	\$ 9,374	\$ 10,518	\$ 1,144 12%	\$ 8,153	\$ 2,365 29%		\$ 47,634	\$ 44,097	\$ (3,537) (7%)	\$ 42,579	\$ 1,518 4%	\$ 132,000	\$ 44,097	33%	
Lessons	\$ 2,800	\$ 4,630	\$ 1,830 65%	\$ 2,865	\$ 1,765 62%		\$ 28,100	\$ 28,914	\$ 814 3%	\$ 27,230	\$ 1,684 6%	\$ 55,200	\$ 28,914	52%	
Other	\$ 3,196	\$ 3,965	\$ 769 24%	\$ 2,768	\$ 1,197 43%		\$ 16,239	\$ 21,856	\$ 5,617 35%	\$ 17,743	\$ 4,113 23%	\$ 45,000	\$ 21,856	49%	
Total	\$ 197,114	\$ 189,261	\$ (7,853) (4%)	\$ 173,948	\$ 15,313 9%		\$ 1,015,215	\$ 990,894	\$ (24,321) (2%)	\$ 944,503	\$ 46,391 5%	\$ 2,816,075	\$ 990,894	35%	
Paid Rounds	4,261	4,160	(101) (2%)	3,986	174 4%		21,652	21,144	(508) (2%)	20,703	441 2%	60,000	21,144	35%	
Comp Rounds	350	456	106 30%	533	(77) (14%)		1,450	1,860	410 28%	2,199	(339) (15%)	4,577	1,860	41%	
Total Rounds	4,611	4,616	5 0%	4,519	97 2%		23,102	23,004	(98) (0%)	22,902	102 0%	64,577	23,004	36%	

Total Rounds



Greens Fee Revenue



REVENUE v BUDGET YTD	(\$24,321)	REVENUE v LAST YEAR YTD	+\$46,391
PIF FUNDS AVAILABLE		\$ 111,333	

YTD Revenue Variances by Category

