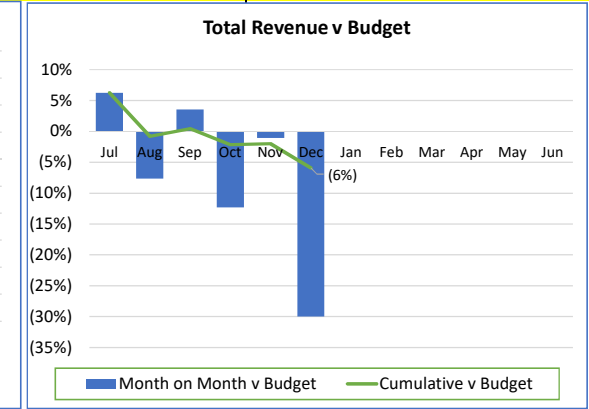
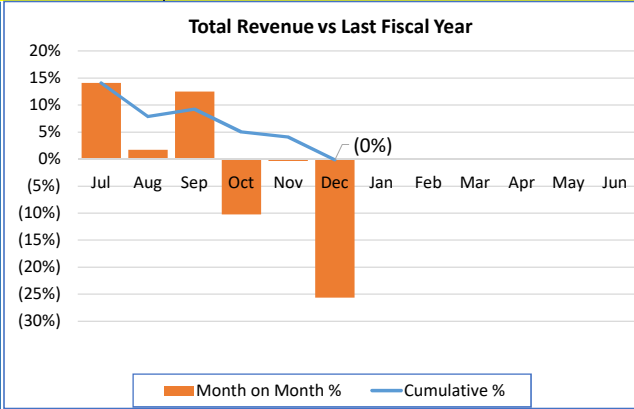
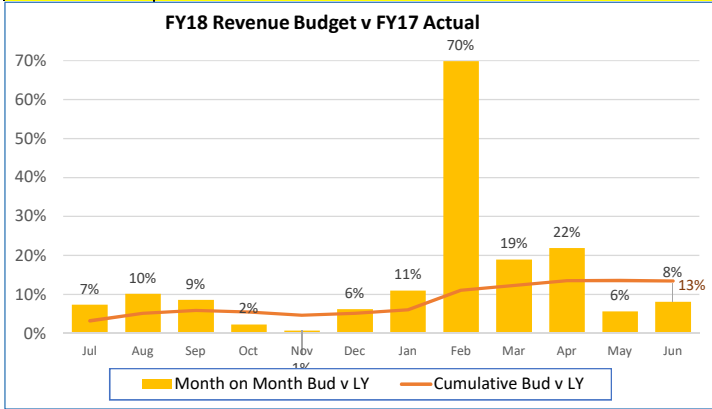
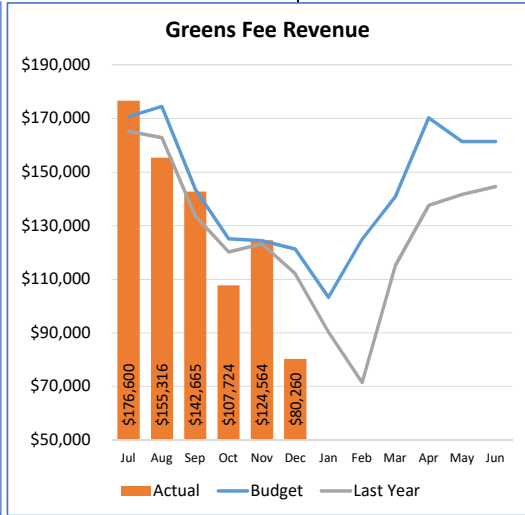
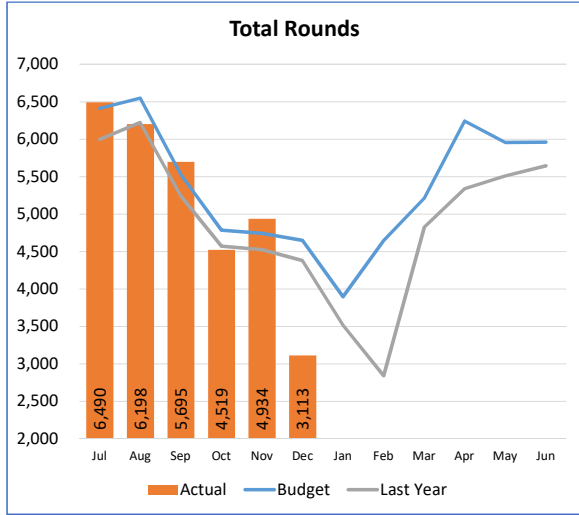


FY18 Rounds and Revenue

DECEMBER 2017



	DECEMBER					YEAR TO DATE					Full Year		
	Budget	Actual	Variance to Budget	Last Year	Variance to LY	Budget	Actual	Variance to Budget	Last Year	Variance to LY	Budget	Actual	% earned
Greens Fees	\$ 121,251	\$ 80,260	\$ (40,992) (34%)	\$ 112,088	\$ (31,828) (28%)	\$ 859,790	\$ 787,127	\$ (72,663) (8%)	\$ 817,523	\$ (30,396) (4%)	\$ 1,775,105	\$ 787,127	44%
Memberships	\$ 6,500	\$ 2,829	\$ (3,671) (56%)	\$ 5,460	\$ (2,631) (48%)	\$ 29,770	\$ 19,320	\$ (10,450) (35%)	\$ 28,012	\$ (8,692) (31%)	\$ 1,775,106	\$ 19,320	1%
Cart Revenue	\$ 34,130	\$ 22,630	\$ (11,500) (34%)	\$ 31,451	\$ (8,821) (28%)	\$ 242,014	\$ 234,090	\$ (7,924) (3%)	\$ 233,782	\$ 308 0%	\$ 457,272	\$ 234,090	51%
Merchandise	\$ 16,662	\$ 18,070	\$ 1,408 8%	\$ 16,645	\$ 1,426 9%	\$ 118,153	\$ 121,178	\$ 3,025 3%	\$ 94,439	\$ 26,738 28%	\$ 210,220	\$ 121,178	58%
Range	\$ 7,477	\$ 5,804	\$ (1,672) (22%)	\$ 6,347	\$ (543) (9%)	\$ 53,017	\$ 56,864	\$ 3,847 7%	\$ 47,578	\$ 9,286 20%	\$ 97,170	\$ 56,864	59%
Lessons	\$ 3,000	\$ 1,570	\$ (1,430) (48%)	\$ 4,820	\$ (3,250) (67%)	\$ 32,000	\$ 30,410	\$ (1,590) (5%)	\$ 31,482	\$ (1,072) (3%)	\$ 49,000	\$ 30,410	62%
Other	\$ 2,863	\$ 3,177	\$ 314 11%	\$ 3,852	\$ (675) (18%)	\$ 20,298	\$ 28,015	\$ 7,717 38%	\$ 25,924	\$ 2,091 8%	\$ 34,295	\$ 28,015	82%
Total	\$ 191,883	\$ 134,340	\$ (57,543) (30%)	\$ 180,663	\$ (46,323) (26%)	\$ 1,355,042	\$ 1,277,003	\$ (78,038) (6%)	\$ 1,278,740	\$ (1,737) (0%)	\$ 4,398,168	\$ 1,277,003	29%
Paid Rounds	4,272	2,720	(1,552) (36%)	4,029	(1,309) (32%)	30,296	27,831	(2,465) (8%)	28,520	(689) (2%)	60,346	27,831	46%
Comp Rounds	375	393	18 5%	351	42 12%	2,366	3,118	752 32%	2,415	703 29%	3,164	3,118	99%
Total Rounds	4,647	3,113	(1,534) (33%)	4,380	(1,267) (29%)	32,662	30,949	(1,713) (5%)	29,263	14 0%	63,510	30,949	49%
Greens+Cart Fee /	\$ 36.37	\$ 37.83	\$ 1.46 4%	\$ 35.63	\$ 2.20 6%	\$ 36.37	\$ 36.69	\$ 0.33 1%	\$ 36.86	\$ (0.17) (0%)			



REVENUE V BUDGET YTD	(\$78,038)	REVENUE V LAST YEAR YTD	(\$1,737)
PIF FUNDS AVAILABLE		\$ 73,760	

