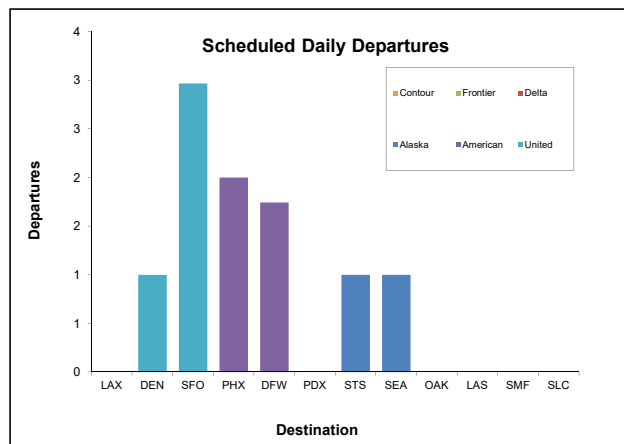
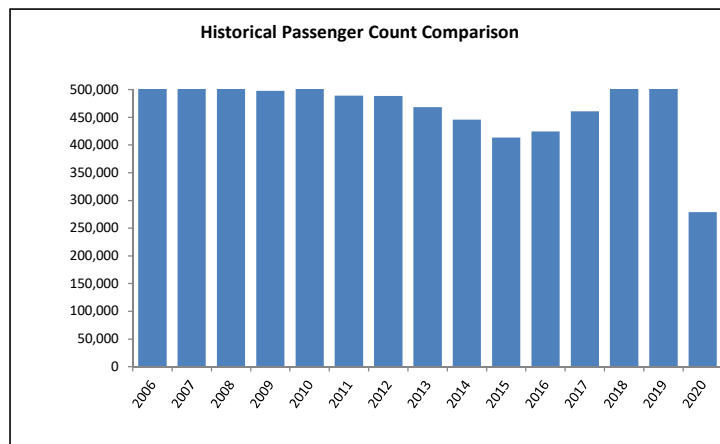
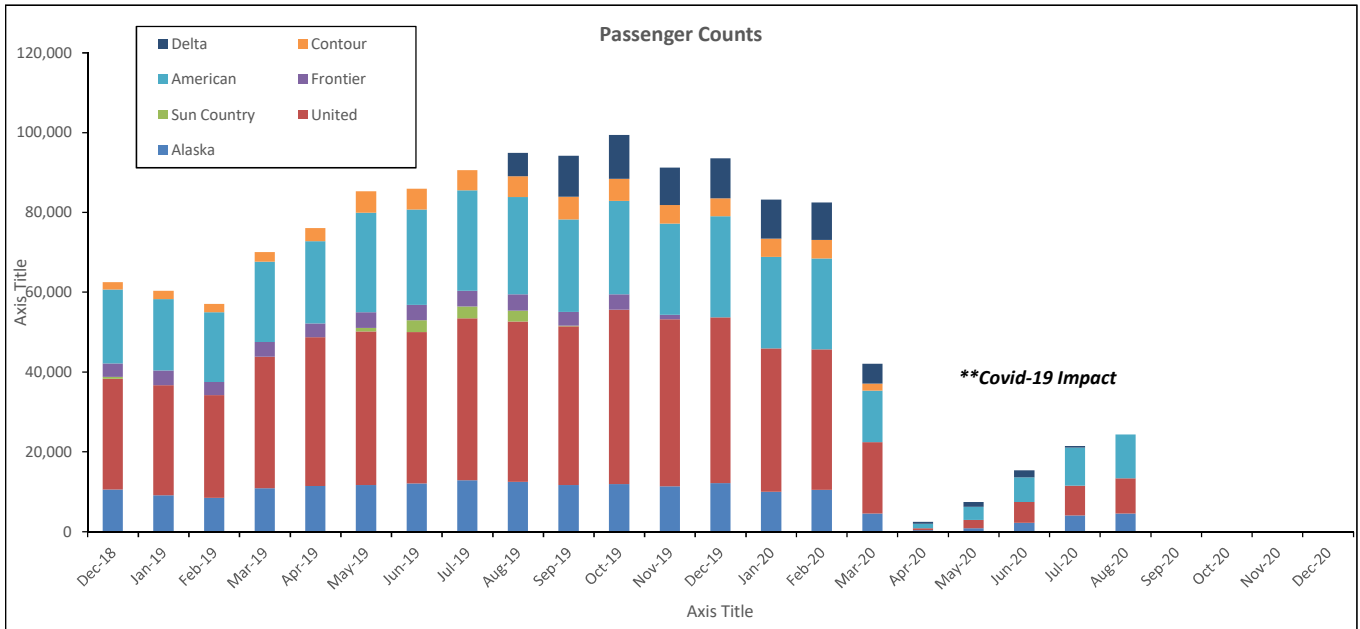


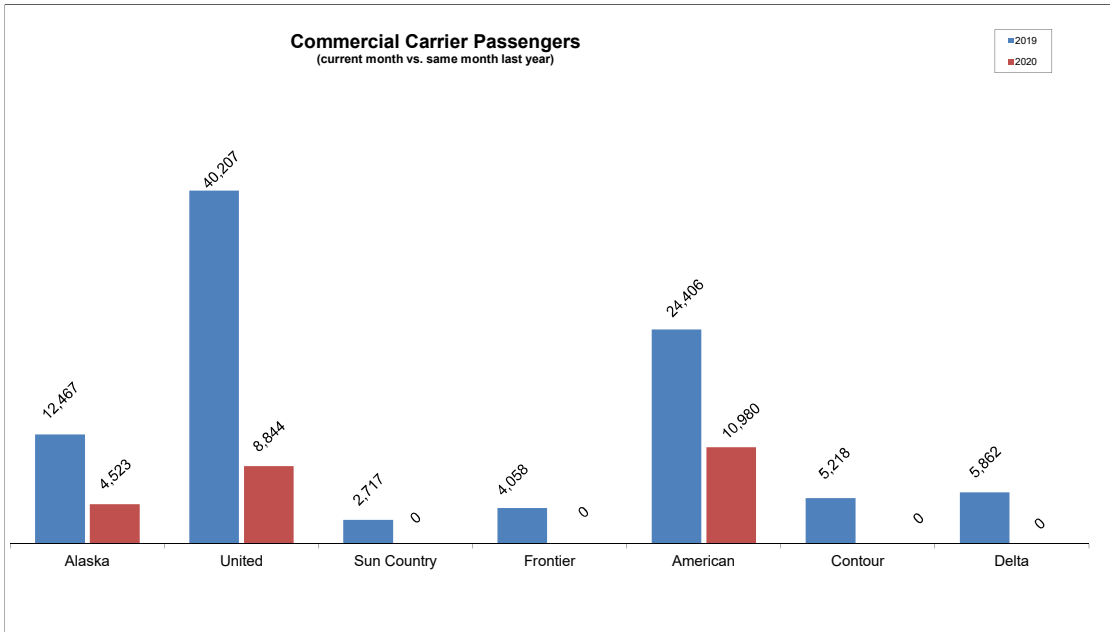
SANTA BARBARA AIRPORT PASSENGER COUNT 2020 August

| Date | Delta | Alaska | United | Sun Country | Frontier | American | Contour | Monthly Total | Prior Year Month Total | M-T-M % Change | Current Y-T-D | Prior Y-T-D | Y-T-Y % Change |
|--------------|---------------|---------------|----------------|-------------|----------|---------------|---------------|----------------|------------------------|----------------|---------------|-------------|----------------|
| Jan '20 | 9,782 | 9,990 | 35,941 | 0 | 0 | 22,948 | 4,549 | 83,210 | 60,348 | 37.9% | 83,210 | 60,348 | 37.9% |
| Feb '20 | 9,364 | 10,469 | 35,209 | 0 | 0 | 22,768 | 4,636 | 82,446 | 57,069 | 44.5% | 165,656 | 117,417 | 41.1% |
| Mar '20 | 4,929 | 4,577 | 17,876 | 0 | 0 | 12,890 | 1,795 | 42,067 | 70,052 | -39.9% | 207,723 | 187,469 | 10.8% |
| Apr '20 | 471 | 381 | 520 | 0 | 0 | 1,117 | 0 | 2,489 | 76,040 | -96.7% | 210,212 | 263,509 | -20.2% |
| May '20 | 1,156 | 893 | 2,091 | 0 | 0 | 3,283 | 0 | 7,423 | 85,300 | -91.3% | 217,635 | 348,809 | -37.6% |
| Jun '20 | 1,709 | 2,242 | 5,230 | 0 | 0 | 6,169 | 0 | 15,350 | 85,959 | -82.1% | 232,985 | 434,768 | -46.4% |
| July '20 | 436 | 4,068 | 7,442 | 0 | 0 | 9,530 | 0 | 21,476 | 90,590 | -76.3% | 254,461 | 525,358 | -51.6% |
| Aug '20 | 0 | 4,523 | 8,844 | 0 | 0 | 10,980 | 0 | 24,347 | 94,935 | -74.4% | 278,808 | 620,293 | -55.1% |
| Sep '20 | 0 | 0 | 0 | 0 | 0 | 0 | 0 | 0 | 94,202 | na | 0 | 714,495 | na |
| Oct '20 | 0 | 0 | 0 | 0 | 0 | 0 | 0 | 0 | 99,424 | na | 0 | 813,919 | na |
| Nov '20 | 0 | 0 | 0 | 0 | 0 | 0 | 0 | 0 | 91,245 | na | 0 | 905,164 | na |
| Dec '20 | 0 | 0 | 0 | 0 | 0 | 0 | 0 | 0 | 93,527 | na | 0 | 998,691 | na |
| Total | 27,847 | 37,143 | 113,153 | 0 | 0 | 89,685 | 10,980 | 278,808 | | | | | |

Legend for Chart: M-T-M = Comparison with same month last year. Y-T-D = Year-To-Date Y-T-Y = Year-To-Year

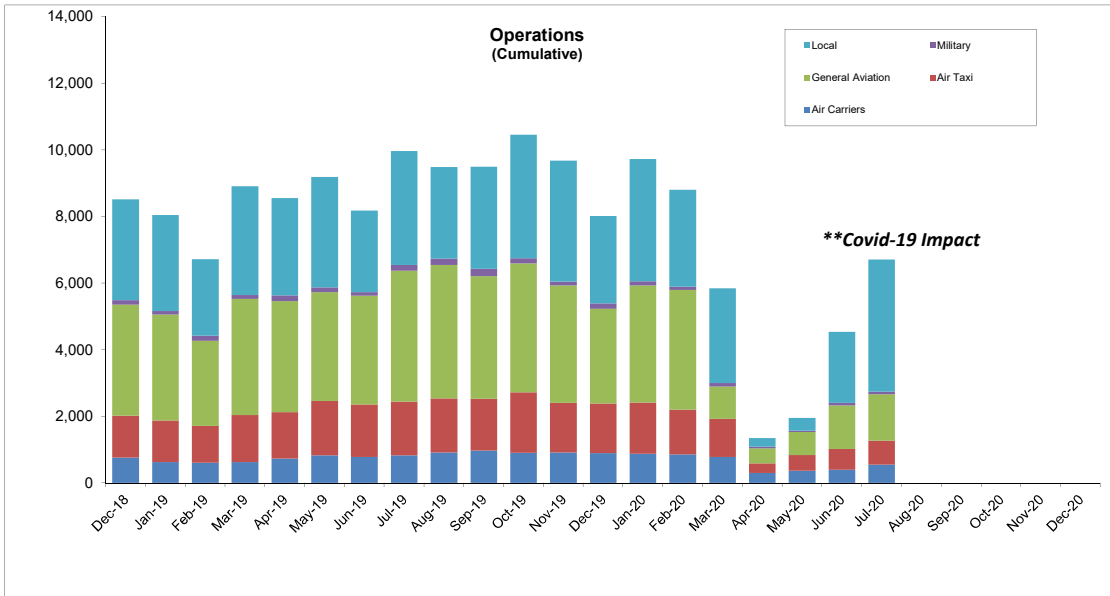


July Total Departures 10



Percentage Change (current month vs. same month last year)

| | |
|-------------|-------|
| Alaska | -64% |
| United | -78% |
| Sun Country | -100% |
| Frontier | -100% |
| American | -55% |
| Contour | -100% |
| Delta | -100% |



Operations Percentage Change (current month vs. same month last year)

| | |
|------------------|--------------|
| Local | -100% |
| Military | -100% |
| General Aviation | -100% |
| Air Taxi | -100% |
| Air Carrier | -100% |
| Total | -100% |

****DATA NOT AVAILABLE TO DATE**

