



Santa Barbara Airport Passenger Count



July 2020 vs July 2019

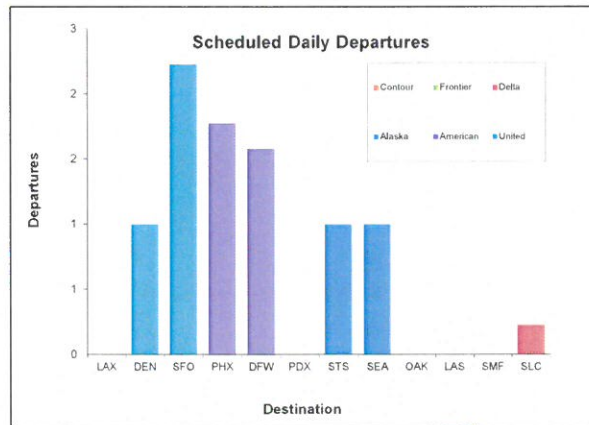
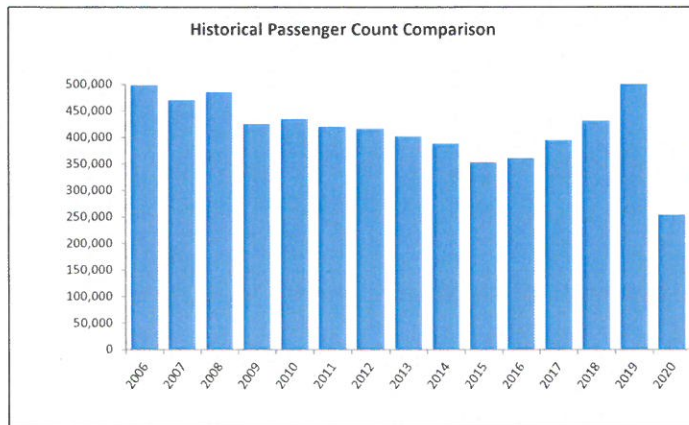
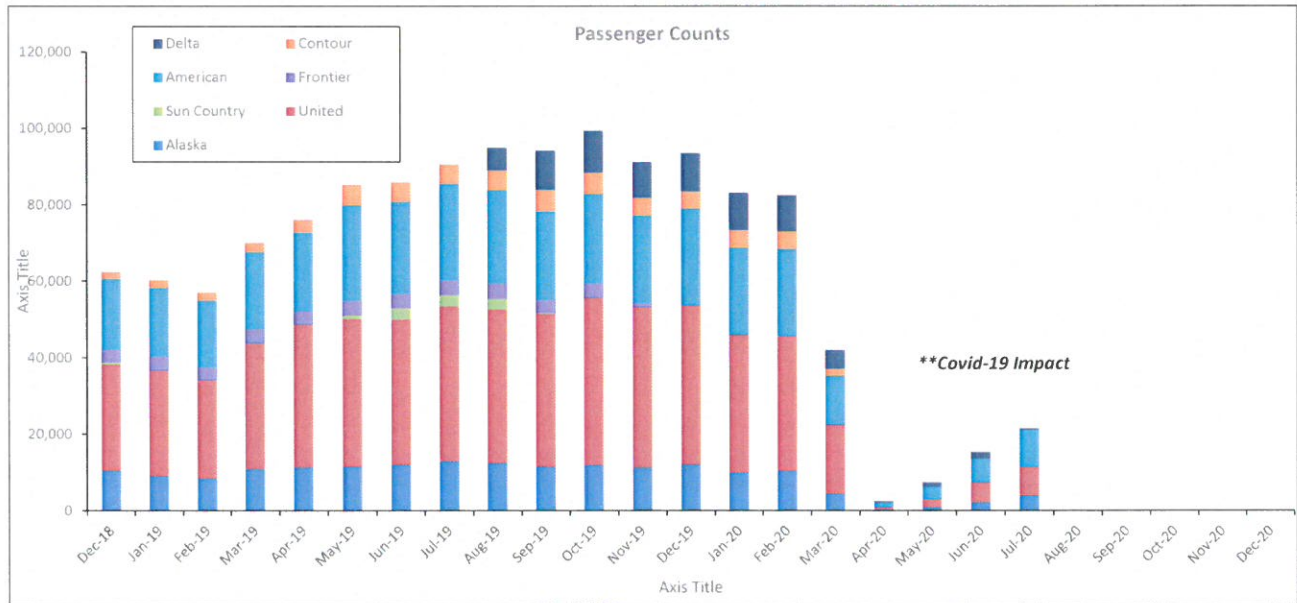
		July 2020				
Date	Airline	Deplane	Enplane	Total		
July-20	American	4803	4727	9530		
July-19	American	12318	12880	25198	-62.18%	
July-20	Skywest/United	3516	3926	7442		
July-19	Skywest/United	20153	20365	40518	-81.63%	
July-20	Alaska	1966	2102	4068		
July-19	Alaska	6407	6496	12903	-68.47%	
July-20	Frontier	0	0	0		
July-19	Frontier	1858	2026	3884	-100.00%	
July-20	Sun Country	0	0	0		
July-19	Sun Country	1510	1460	2970	-100.00%	
July-20	Contour	0	0	0		
July-19	Contour	2581	2492	5073	-100.00%	
July-20	Delta	205	231	436		
July-19	Delta	0	0	0	100.00%	
July-20	Total	10490	10986	21476		
July-19	Total	44827	45719	90546	-76.28%	

****Covid-19 Impact**

SANTA BARBARA AIRPORT PASSENGER COUNT 2020 July

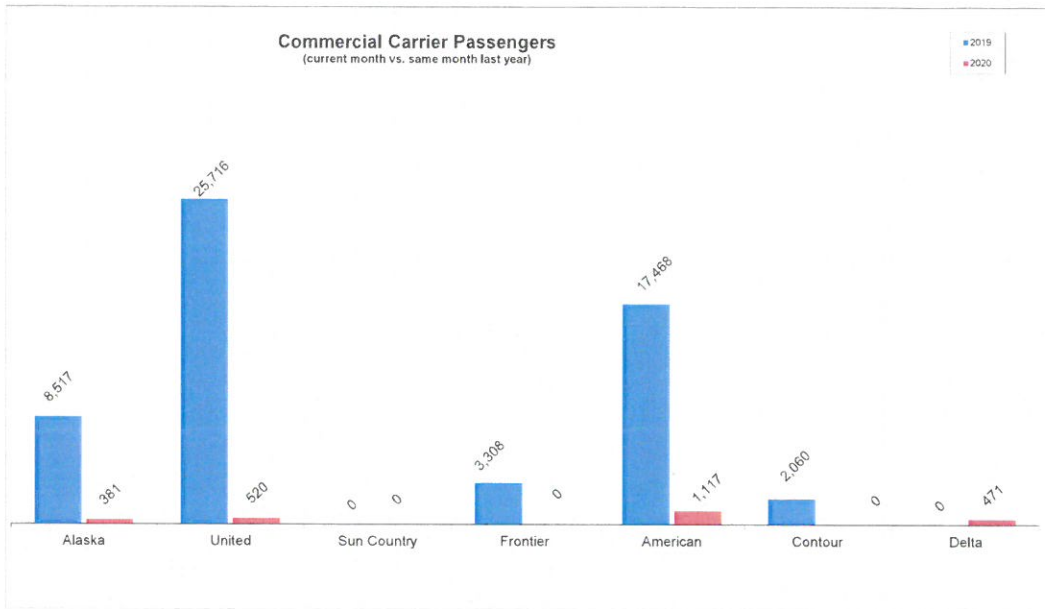
Date	Delta	Alaska	United	Sun Country	Frontier	American	Contour	Monthly Total	Prior Year Month Total	M-T-M % Change	Current Y-T-D	Prior Y-T-D	Y-T-Y % Change
Jan '20	9,782	9,990	35,941	0	0	22,948	4,549	83,210	60,348	37.9%	83,210	60,348	37.9%
Feb '20	9,364	10,469	35,209	0	0	22,768	4,636	82,446	57,069	44.5%	165,656	117,417	41.1%
Mar '20	4,929	4,577	17,876	0	0	12,890	1,795	42,067	70,052	-39.9%	207,723	187,469	10.8%
Apr '20	471	381	520	0	0	1,117	0	2,489	76,040	-96.7%	210,212	263,509	-20.2%
May '20	1,156	893	2,091	0	0	3,283	0	7,423	85,300	-91.3%	217,635	348,809	-37.6%
Jun '20	1,709	2,242	5,230	0	0	6,169	0	15,350	85,959	-82.1%	232,985	434,768	-46.4%
July '20	436	4,068	7,442	0	0	9,530	0	21,476	90,590	-76.3%	254,461	525,358	-51.6%
Aug '20	0	0	0	0	0	0	0	0	94,935	na	0	620,293	na
Sep '20	0	0	0	0	0	0	0	0	94,202	na	0	714,495	na
Oct '20	0	0	0	0	0	0	0	0	99,424	na	0	813,919	na
Nov '20	0	0	0	0	0	0	0	0	91,245	na	0	905,164	na
Dec '20	0	0	0	0	0	0	0	0	93,527	na	0	998,691	na
Total	27,847	32,620	104,309	0	0	78,705	10,980	254,461					

Legend for Chart: M-T-M = Comparison with same month last year. Y-T-D = Year-To-Date Y-T-Y = Year-To-Year



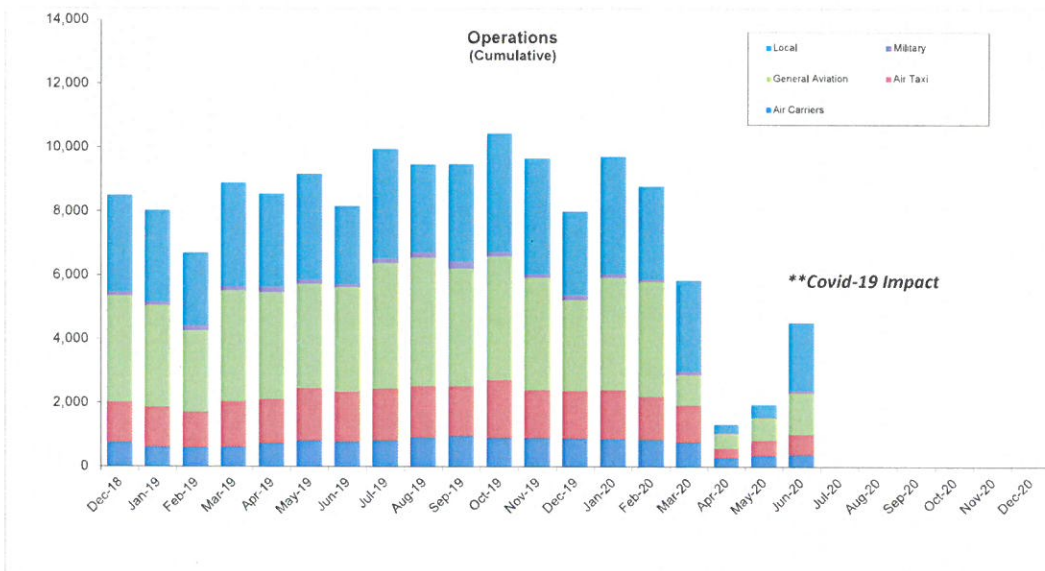
July

Total Departures 9



Percentage Change (current month vs. same month last year)

Alaska	-68%
United	-82%
Sun Country	-100%
Frontier	-100%
American	-62%
Contour	-100%
Delta	NA



Operations Percentage Change (current month vs. same month last year)

Local	-100%
Military	-100%
General Aviation	-100%
Air Taxi	-100%
Air Carrier	-100%
Total	#DIV/0!

Data not yet available for July

