

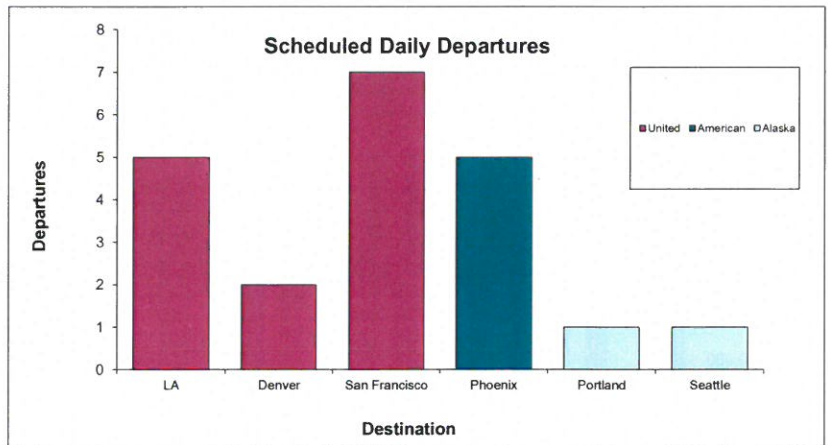
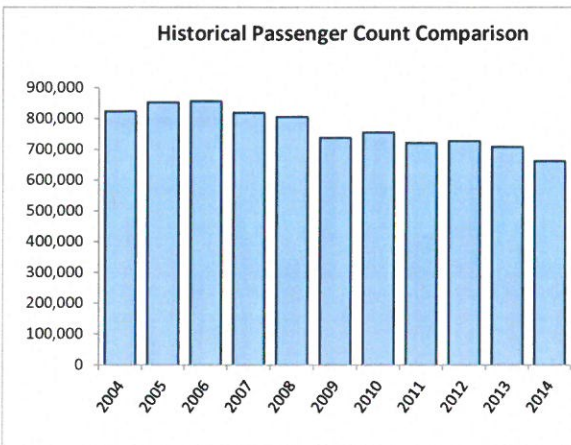
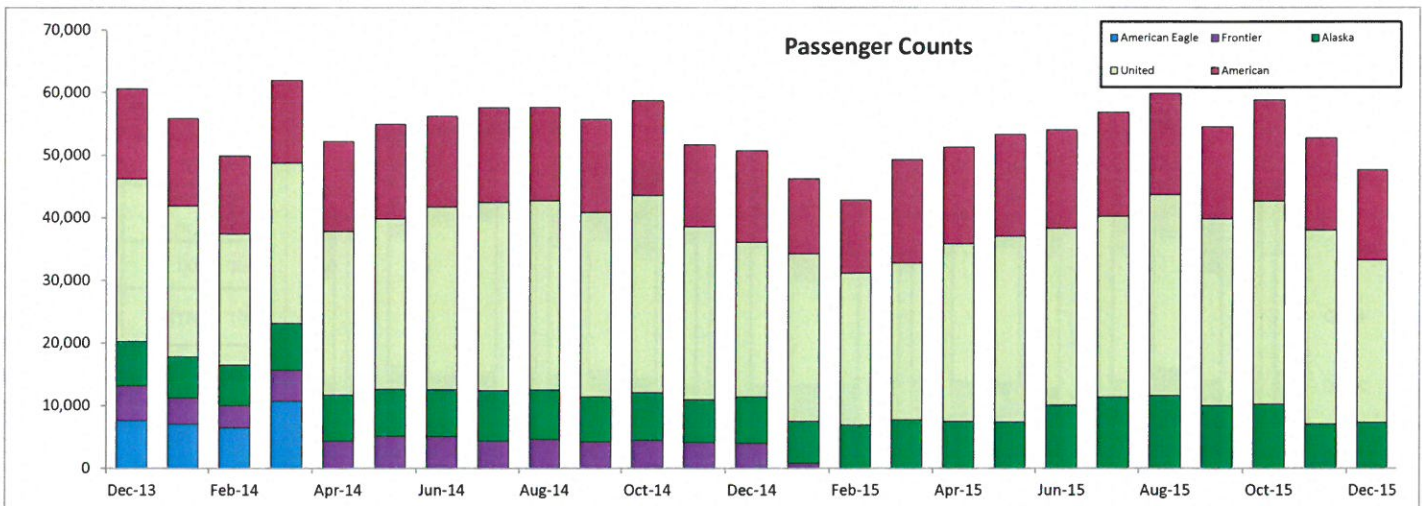
SANTA BARBARA AIRPORT PASSENGER COUNT 2015 December

Date	Frontier	Alaska	United	American ¹	Prior Year			Current Y-T-D	Prior Y-T-D	Y-T-Y % Change
					Monthly Total	Month Total	M-T-M % Change			
Jan '15	774	6,702	26,792	11,910	46,178	55,868	-17.3%	46,178	55,868	-17.3%
Feb '15	0	6,858	24,258	11,684	42,800	49,850	-14.1%	88,978	105,718	-15.8%
Mar '15	0	7,697	25,073	16,486	49,256	61,952	-20.5%	138,234	167,670	-17.6%
Apr '15	0	7,407	28,394	15,424	51,225	52,130	-1.7%	189,459	219,800	-13.8%
May '15	0	7,338	29,697	16,234	53,269	54,876	-2.9%	242,728	274,676	-11.6%
Jun '15	0	10,052	28,221	15,721	53,994	56,187	-3.9%	296,722	330,863	-10.3%
July '15	0	11,300	28,885	16,637	56,822	57,549	-1.3%	353,544	388,412	-9.0%
Aug '15	0	11,555	32,083	16,169	59,807	57,585	3.9%	413,351	445,997	-7.3%
Sep '15	0	10,002	29,816	14,685	54,503	55,665	-2.1%	467,854	501,662	-6.7%
Oct '15	0	10,184	32,451	16,152	58,787	58,672	0.2%	526,641	560,334	-6.0%
Nov '15	0	7,035	30,982	14,721	52,738	51,632	2.1%	579,379	611,966	-5.3%
Dec '15	0	7,287	25,948	14,433	47,668	50,695	-6.0%	627,047	662,661	-5.4%
	774	103,417	342,600	180,256	627,047					

Legend for Chart:

Y-T-D = Year-To-Date

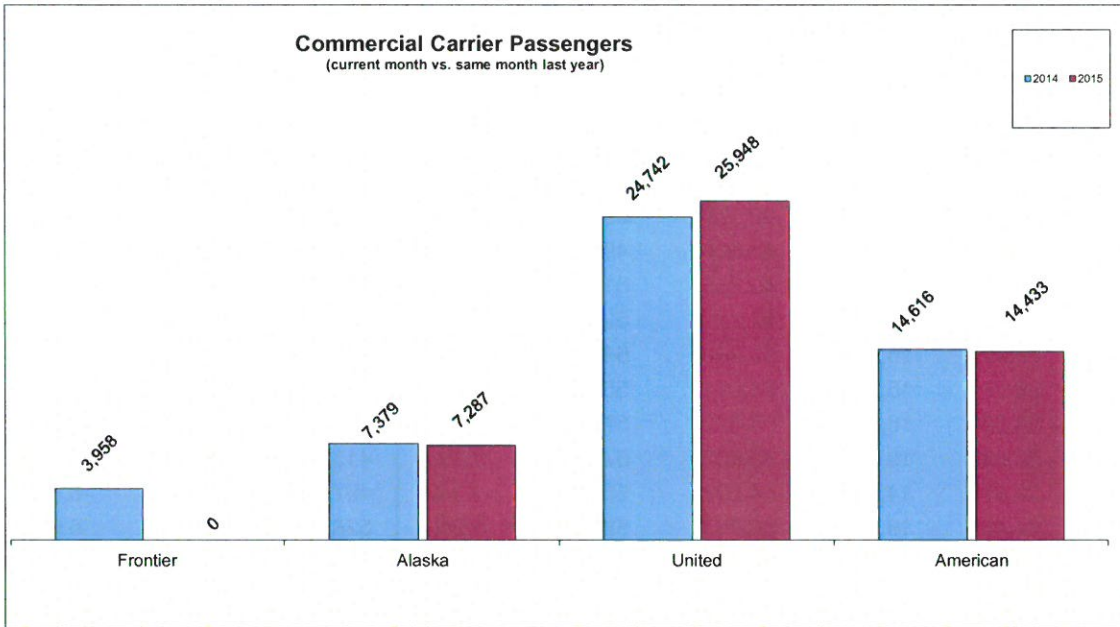
Y-T-Y = Year-To-Year



November

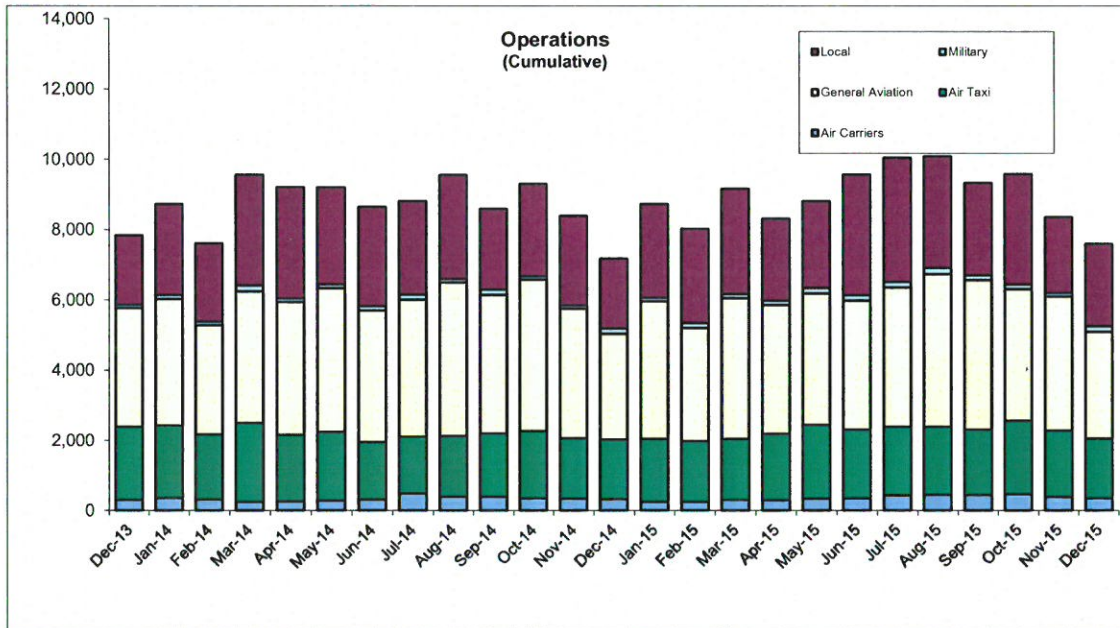
Total Departures 21

¹ All US Airways flights operating as American in October 2015. Reported as US Airways in prior months.



Percentage Change (current month vs. same month last year)

Frontier	-100%
Alaska	-1%
United	5%
American	-1%



Operations Percentage Change (current month vs. same month last year)

Local	18%
Military	2%
General Aviation	1%
Air Taxi	0%
Air Carrier	6%
Total	6%

