

SANTA BARBARA AIRPORT PASSENGER COUNT 2015

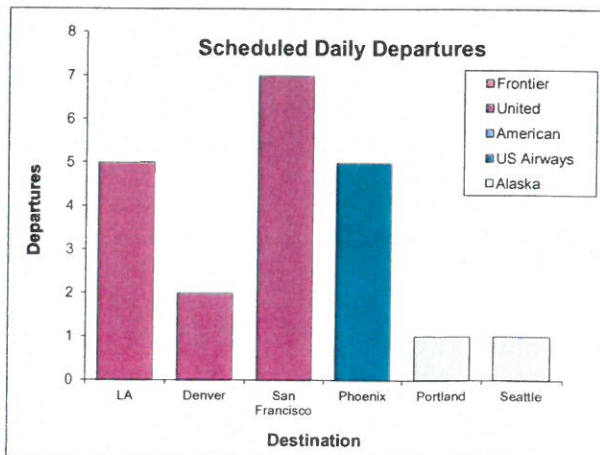
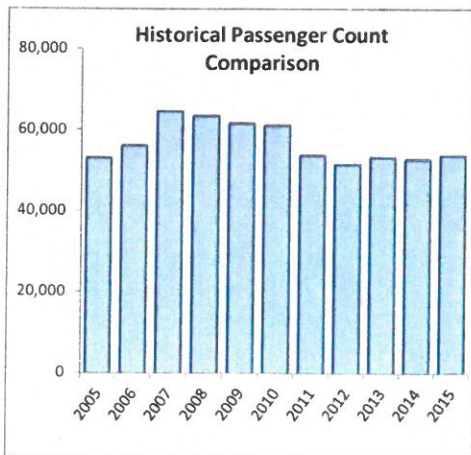
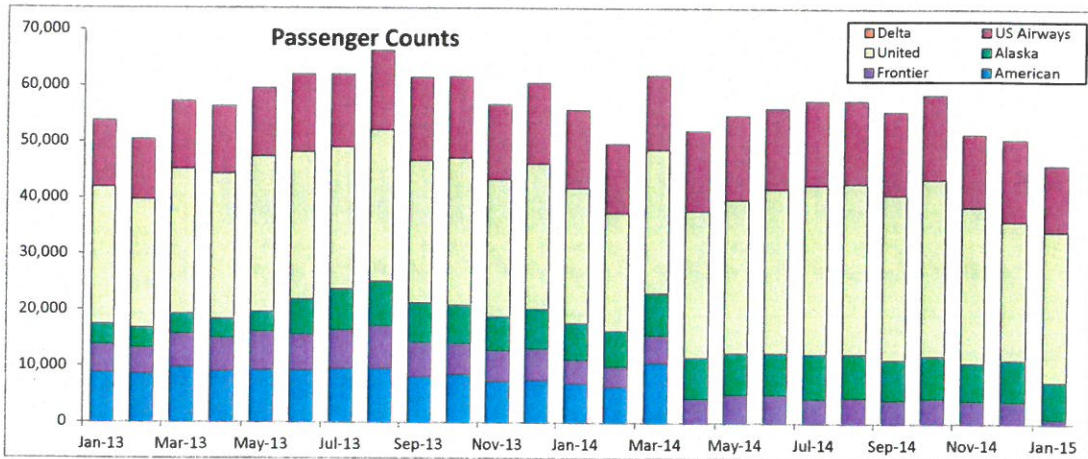
January

Date	Frontier	Alaska	United	US Airways				Current Y-T-D	Prior Y-T-D	Y-T-Y % Change
					Monthly Total	Prior Year Month Total	M-T-M % Change			
Jan '15	774	6,702	26,792	11,910	46,178	55,868	-17.3%	46,178	55,868	-17.3%
Feb '15	0	0	0	0	0	49,850	na	0	105,718	na
Mar '15	0	0	0	0	0	61,952	na	0	167,670	na
Apr '15	0	0	0	0	0	52,130	na	0	219,800	na
May '15	0	0	0	0	0	54,876	na	0	274,676	na
Jun '15	0	0	0	0	0	56,187	na	0	330,863	na
July '15	0	0	0	0	0	57,549	na	0	388,412	na
Aug '15	0	0	0	0	0	57,585	na	0	445,997	na
Sep '15	0	0	0	0	0	55,665	na	0	501,662	na
Oct '15	0	0	0	0	0	58,672	na	0	560,334	na
Nov '15	0	0	0	0	0	51,632	na	0	611,966	na
Dec '15	0	0	0	0	0	50,695	na	0	662,661	na
	774	6,702	26,792	11,910	46,178					

Legend for Chart:

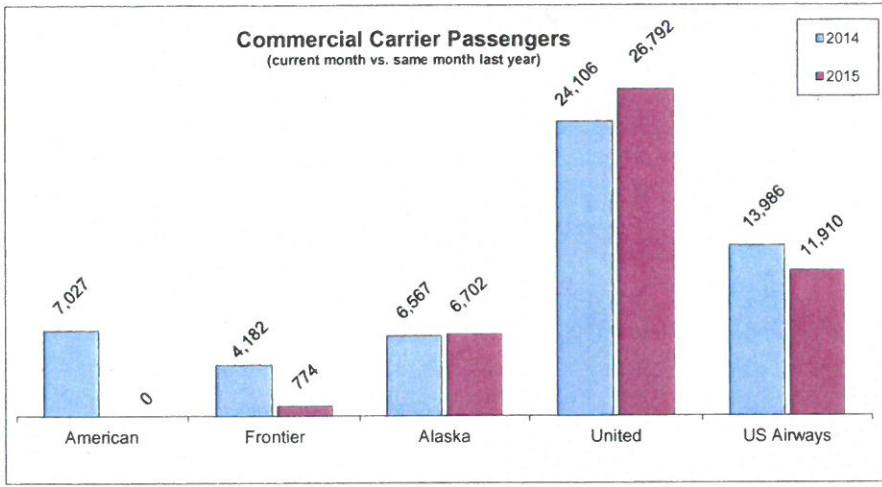
Y-T-D = Year-To-Date

Y-T-Y = Year-To-Year



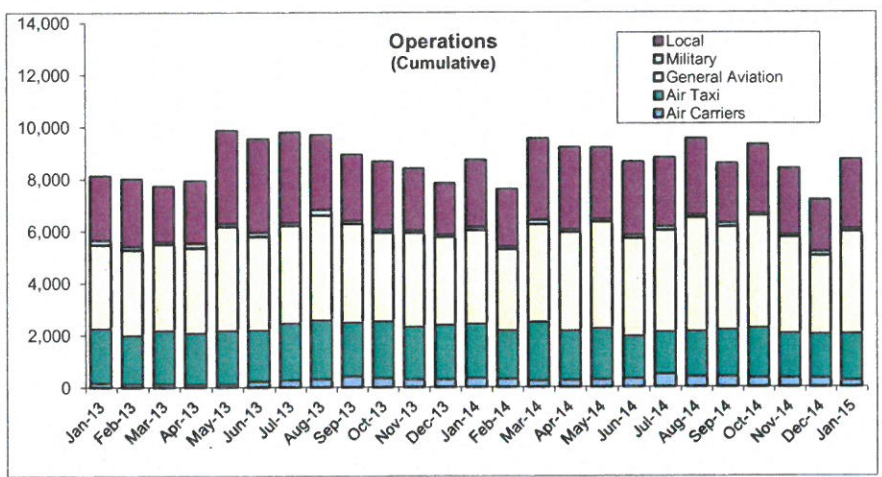
January

Total Departures 21



Percentage Change (current month vs. same month last year)

American	-100%
Frontier	-81%
Alaska	2%
United	11%
US Airways	-15%



Operations Percentage Change (current month vs. same month last year)

Local	3%
Military	-7%
General Aviation	9%
Air Taxi	-14%
Air Carrier	-29%
Total	0%

