

### SANTA BARBARA AIRPORT PASSENGER COUNT 2014

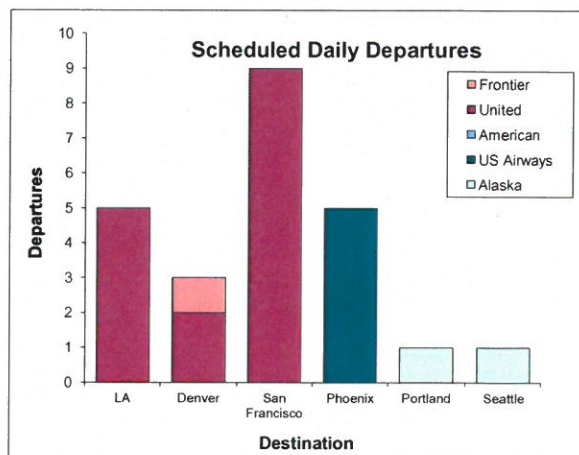
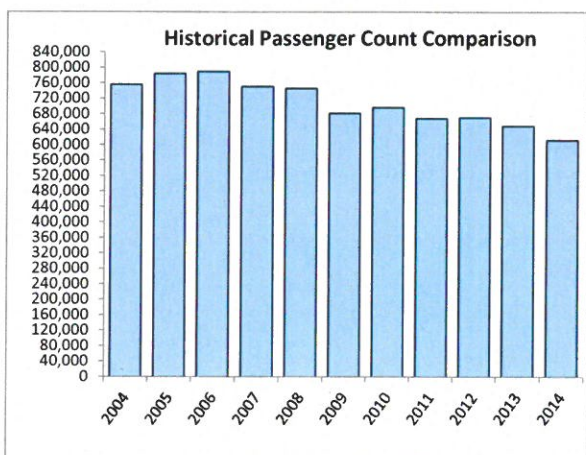
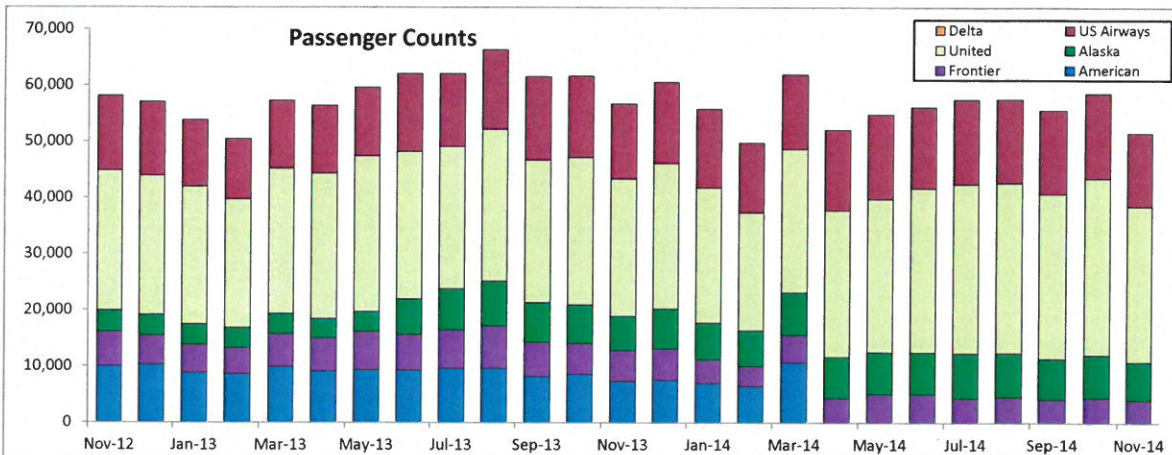
November

Date	American	Frontier	Alaska	United	US Airways	Monthly	Prior Year	M-T-M %	Current	Prior	Y-T-Y %	
						Total	Month Total	Change	Y-T-D	Y-T-D	Change	
Jan '14	7,027	4,182	6,567	24,106	13,986	55,868	53,819	3.8%	55,868	53,819	3.8%	
Feb '14	6,466	3,543	6,423	21,031	12,387	49,850	50,470	-1.2%	105,718	104,289	1.4%	
Mar '14	10,721	4,901	7,528	25,571	13,231	61,952	57,331	8.1%	167,670	161,620	3.7%	
Apr '14	0	4,332	7,333	26,138	14,327	52,130	56,408	-7.6%	219,800	218,028	0.8%	
May '14	0	5,074	7,489	27,251	15,062	54,876	59,679	-8.0%	274,676	277,707	-1.1%	
Jun '14	0	5,053	7,468	29,242	14,424	56,187	62,094	-9.5%	330,863	339,801	-2.6%	
July '14	0	4,333	8,020	30,109	15,087	57,549	62,095	-7.3%	388,412	401,896	-3.4%	
Aug '14	0	4,588	7,852	30,275	14,870	57,585	66,305	-13.2%	445,997	468,201	-4.7%	
Sep '14	0	4,158	7,210	29,424	14,873	55,665	61,587	-9.6%	501,662	529,788	-5.3%	
Oct '14	0	4,433	7,596	31,542	15,101	58,672	61,712	-4.9%	560,334	591,500	-5.3%	
Nov '14	0	4,095	6,776	27,693	13,068	51,632	56,767	-9.0%	611,966	648,267	-5.6%	
Dec '14	0	0	0	0	0	0	60,587	na	0	708,854	na	
						24,214	48,692	80,262	302,382	156,416	611,966	

Legend for Chart:

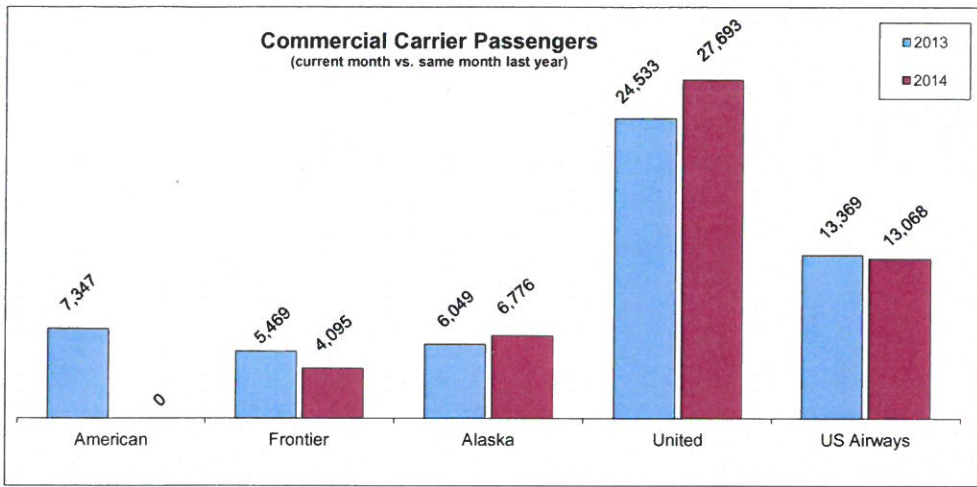
Y-T-D = Year-To-Date

Y-T-Y = Year-To-Year



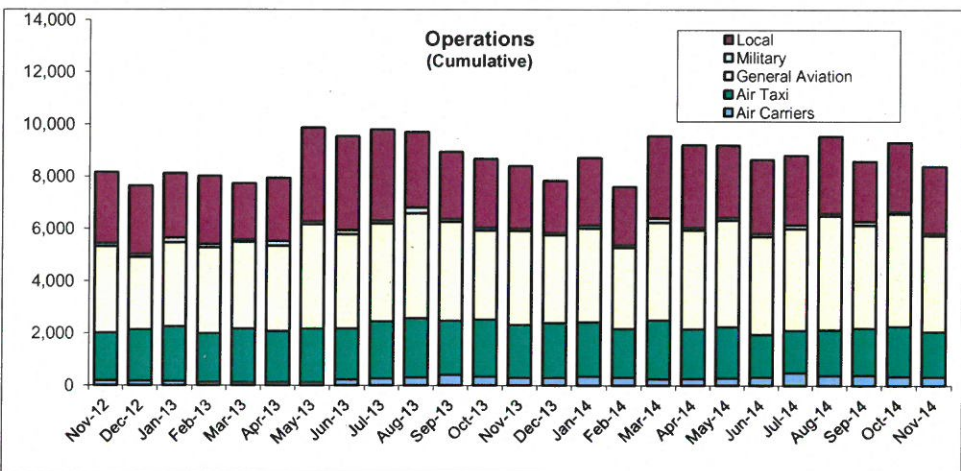
November

Total Departures 24



### Percentage Change (current month vs. same month last year)

American	-100%
Frontier	-25%
Alaska	12%
United	13%
US Airways	-2%



### Operations Percentage Change (current month vs. same month last year)

Local	7%
Military	2%
General Aviation	2%
Air Taxi	-15%
Air Carrier	14%
<b>Total</b>	<b>0%</b>

