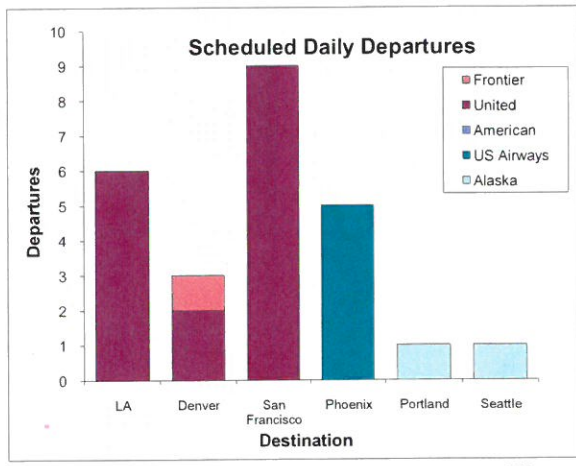
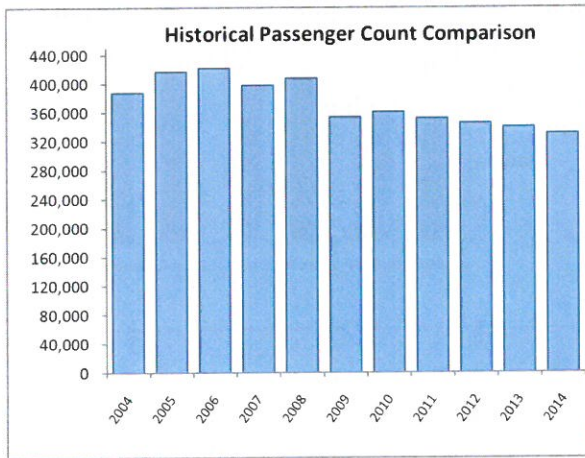
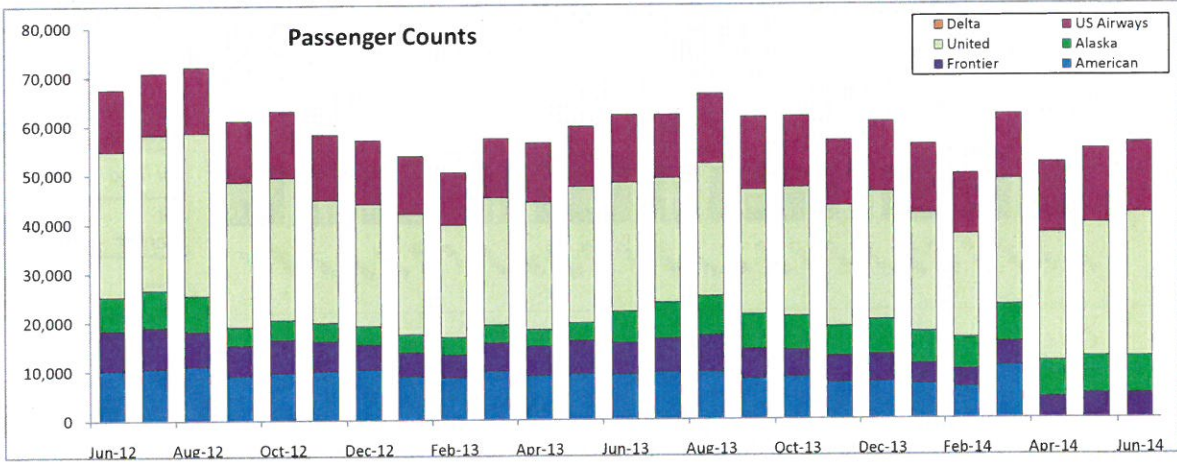


SANTA BARBARA AIRPORT PASSENGER COUNT 2014

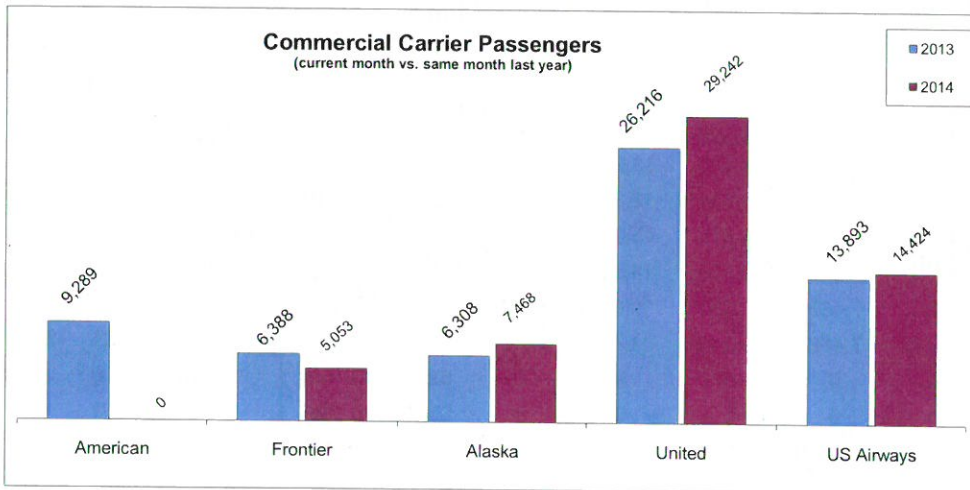
June

Date	American	Frontier	Alaska	United	US Airways				Current Y-T-D	Prior Y-T-D	Y-T-Y % Change
						Monthly Total	Prior Year Month Total	M-T-M % Change			
Jan '14	7,027	4,182	6,567	24,106	13,986	55,868	53,819	3.8%	55,868	53,819	3.8%
Feb '14	6,466	3,543	6,423	21,031	12,387	49,850	50,470	-1.2%	105,718	104,289	1.4%
Mar '14	10,721	4,901	7,528	25,571	13,231	61,952	57,331	8.1%	167,670	161,620	3.7%
Apr '14	0	4,332	7,333	26,138	14,327	52,130	56,408	-7.6%	219,800	218,028	0.8%
May '14	0	5,074	7,489	27,251	15,062	54,876	59,679	-8.0%	274,676	277,707	-1.1%
Jun '14	0	5,053	7,468	29,242	14,424	56,187	62,094	-9.5%	330,863	339,801	-2.6%
July '14	0	0	0	0	0	0	62,095	na	0	401,896	na
Aug '14	0	0	0	0	0	0	66,305	na	0	468,201	na
Sep '14	0	0	0	0	0	0	61,587	na	0	529,788	na
Oct '14	0	0	0	0	0	0	61,712	na	0	591,500	na
Nov '14	0	0	0	0	0	0	56,767	na	0	648,267	na
Dec '14	0	0	0	0	0	0	60,587	na	0	708,854	na
24,214 27,085 42,808 153,339 83,417						330,863					

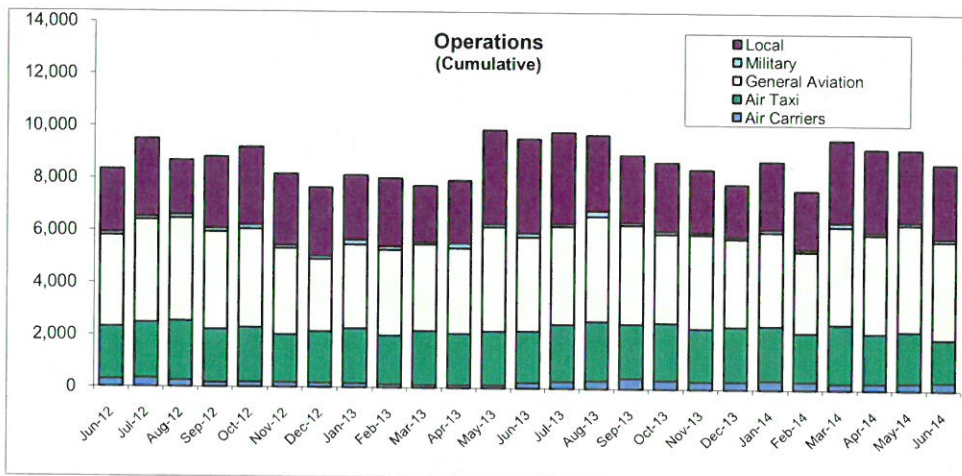
Legend for Chart: Y-T-D = Year-To-Date Y-T-Y = Year-To-Year



June Total Departures 25



Percentage Change (current month vs. same month last year)	
American	-100%
Frontier	-21%
Alaska	18%
United	12%
US Airways	4%



Operations Percentage Change (current month vs. same month last year)	
Local	-22%
Military	-21%
General Aviation	4%
Air Taxi	-17%
Air Carrier	47%
Total	-9%

