

# SANTA BARBARA AIRPORT PASSENGER COUNT 2014

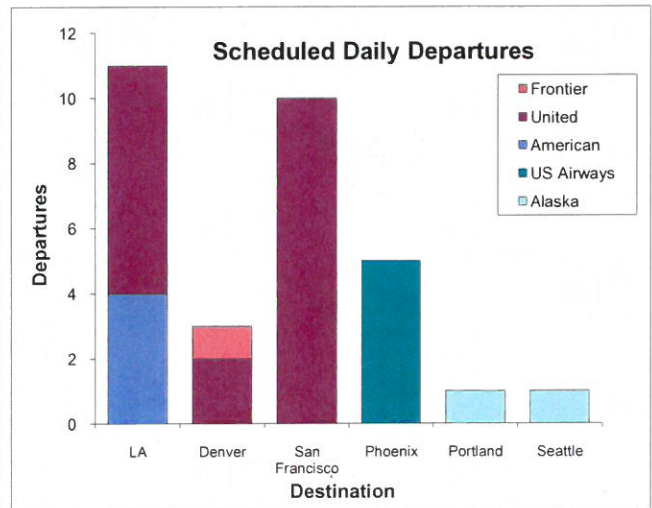
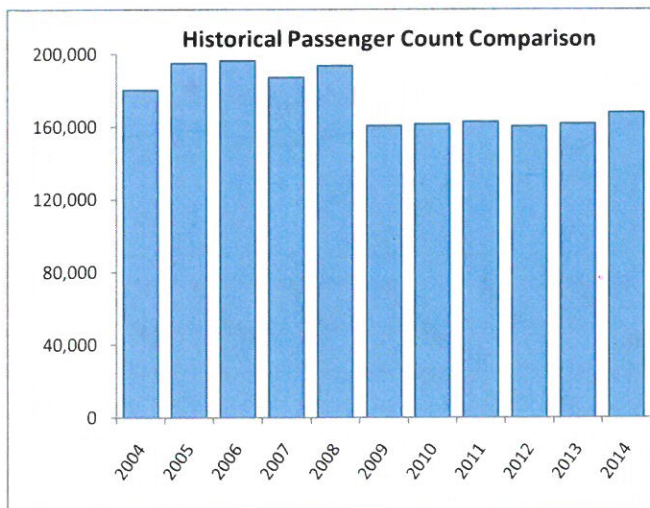
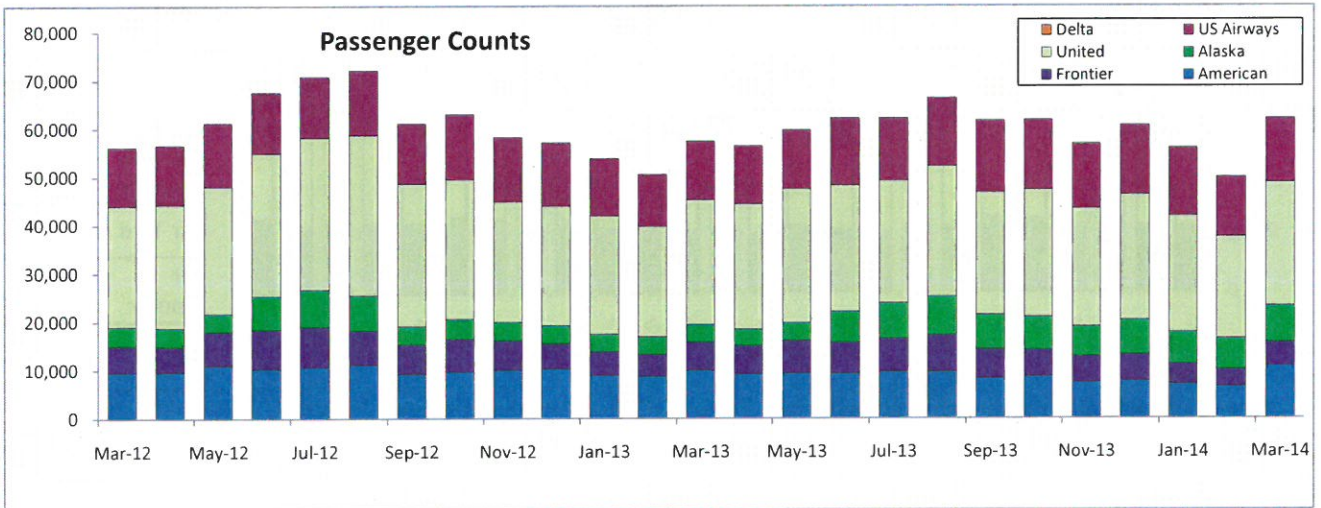
March

Date	American	Frontier	Alaska	United	US Airways	Monthly Total	Prior Year Month Total	M-T-M % Change	Current	Prior	Y-T-Y %	
									Y-T-D	Y-T-D	Change	
Jan '14	7,027	4,182	6,567	24,106	13,986	55,868	53,819	3.8%	55,868	53,819	3.8%	
Feb '14	6,466	3,543	6,423	21,031	12,387	49,850	50,470	-1.2%	105,718	104,289	1.4%	
Mar '14	10,721	4,901	7,528	25,571	13,231	61,952	57,331	8.1%	167,670	161,620	3.7%	
Apr '14	0	0	0	0	0	0	56,408	na	0	218,028	na	
May '14	0	0	0	0	0	0	59,679	na	0	277,707	na	
Jun '14	0	0	0	0	0	0	62,094	na	0	339,801	na	
July '14	0	0	0	0	0	0	62,095	na	0	401,896	na	
Aug '14	0	0	0	0	0	0	66,305	na	0	468,201	na	
Sep '14	0	0	0	0	0	0	61,587	na	0	529,788	na	
Oct '14	0	0	0	0	0	0	61,712	na	0	591,500	na	
Nov '14	0	0	0	0	0	0	56,767	na	0	648,267	na	
Dec '14	0	0	0	0	0	0	60,587	na	0	708,854	na	
<b>24,214</b>						<b>12,626</b>	<b>20,518</b>	<b>70,708</b>	<b>39,604</b>	<b>167,670</b>		

Legend for Chart:

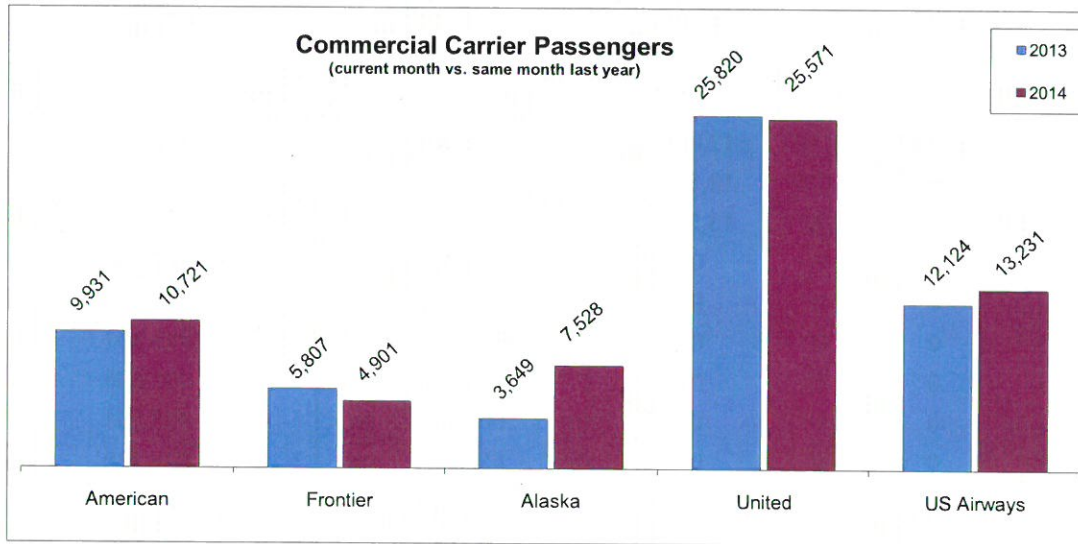
Y-T-D = Year-To-Date

Y-T-Y = Year-To-Year

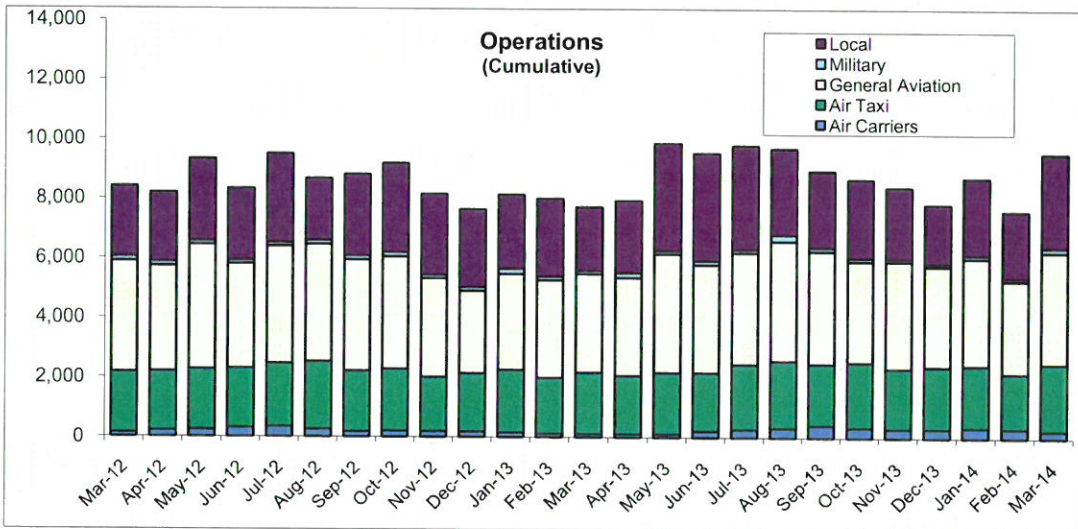


March

Total Departures 31



Percentage Change (current month vs. same month last year)	
American	8%
Frontier	-16%
Alaska	106%
United	-1%
US Airways	9%



Operations Percentage Change (current month vs. same month last year)	
Local	47%
Military	78%
General Aviation	13%
Air Taxi	9%
Air Carrier	117%
<b>Total</b>	<b>24%</b>

