

SANTA BARBARA AIRPORT PASSENGER COUNT 2014

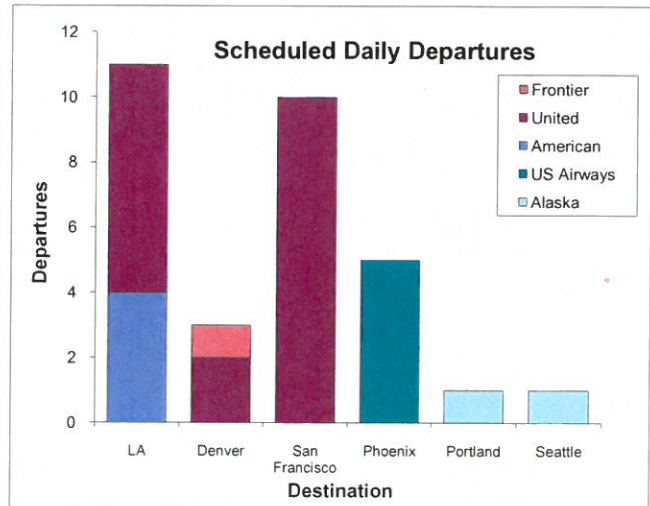
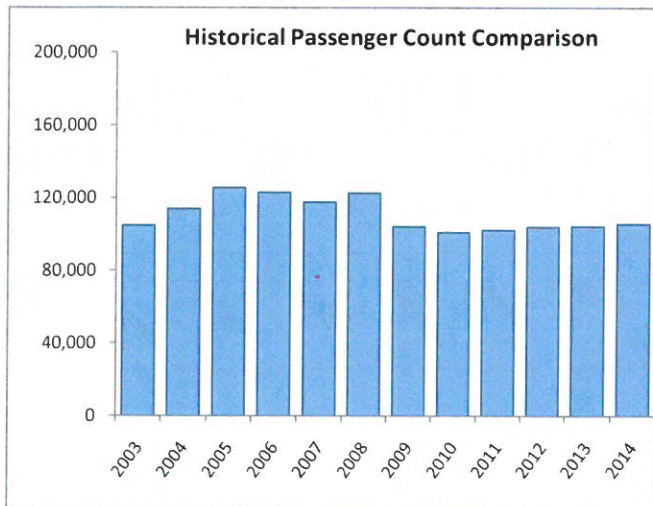
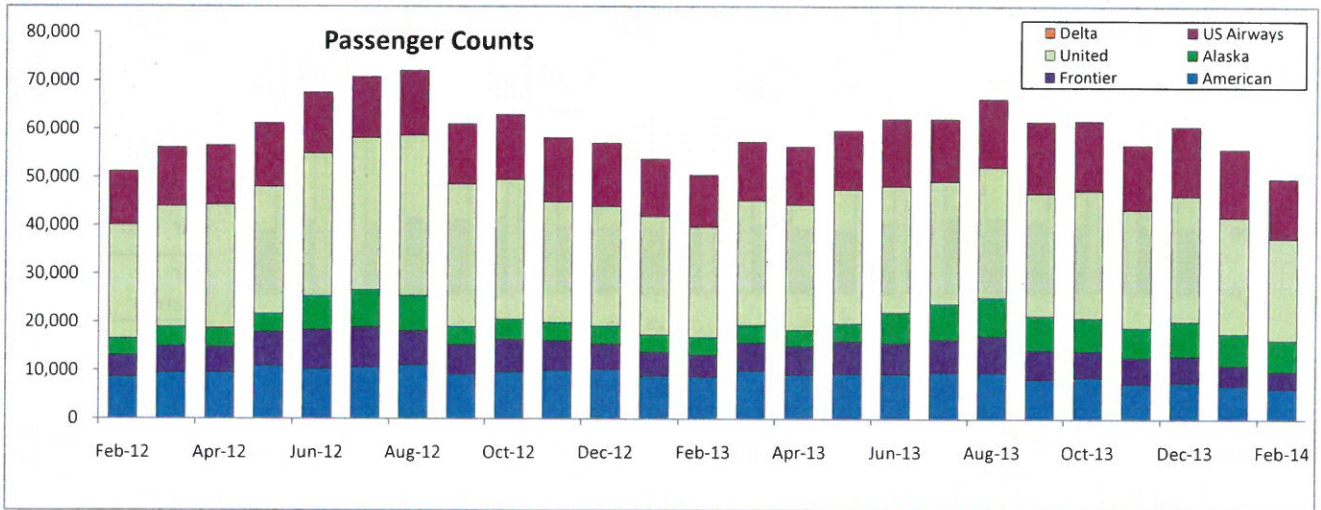
February

| Date | American | Frontier | Alaska | United | US Airways | Monthly | Prior Year | M-T-M % | Current | Prior | Y-T-Y % |
|--|----------|----------|--------|--------|------------|----------------|-------------|---------|---------|---------|---------|
| | | | | | | Total | Month Total | Change | Y-T-D | Y-T-D | Change |
| Jan '14 | 7,027 | 4,182 | 6,567 | 24,106 | 13,986 | 55,868 | 53,819 | 3.8% | 55,868 | 53,819 | 3.8% |
| Feb '14 | 6,466 | 3,543 | 6,423 | 21,031 | 12,387 | 49,850 | 50,470 | -1.2% | 105,718 | 104,289 | 1.4% |
| Mar '14 | 0 | 0 | 0 | 0 | 0 | 0 | 57,331 | na | 0 | 161,620 | na |
| Apr '14 | 0 | 0 | 0 | 0 | 0 | 0 | 56,408 | na | 0 | 218,028 | na |
| May '14 | 0 | 0 | 0 | 0 | 0 | 0 | 59,679 | na | 0 | 277,707 | na |
| Jun '14 | 0 | 0 | 0 | 0 | 0 | 0 | 62,094 | na | 0 | 339,801 | na |
| July '14 | 0 | 0 | 0 | 0 | 0 | 0 | 62,095 | na | 0 | 401,896 | na |
| Aug '14 | 0 | 0 | 0 | 0 | 0 | 0 | 66,305 | na | 0 | 468,201 | na |
| Sep '14 | 0 | 0 | 0 | 0 | 0 | 0 | 61,587 | na | 0 | 529,788 | na |
| Oct '14 | 0 | 0 | 0 | 0 | 0 | 0 | 61,712 | na | 0 | 591,500 | na |
| Nov '14 | 0 | 0 | 0 | 0 | 0 | 0 | 56,767 | na | 0 | 648,267 | na |
| Dec '14 | 0 | 0 | 0 | 0 | 0 | 0 | 60,587 | na | 0 | 708,854 | na |
| 13,493 7,725 12,990 45,137 26,373 | | | | | | 105,718 | | | | | |

Legend for Chart:

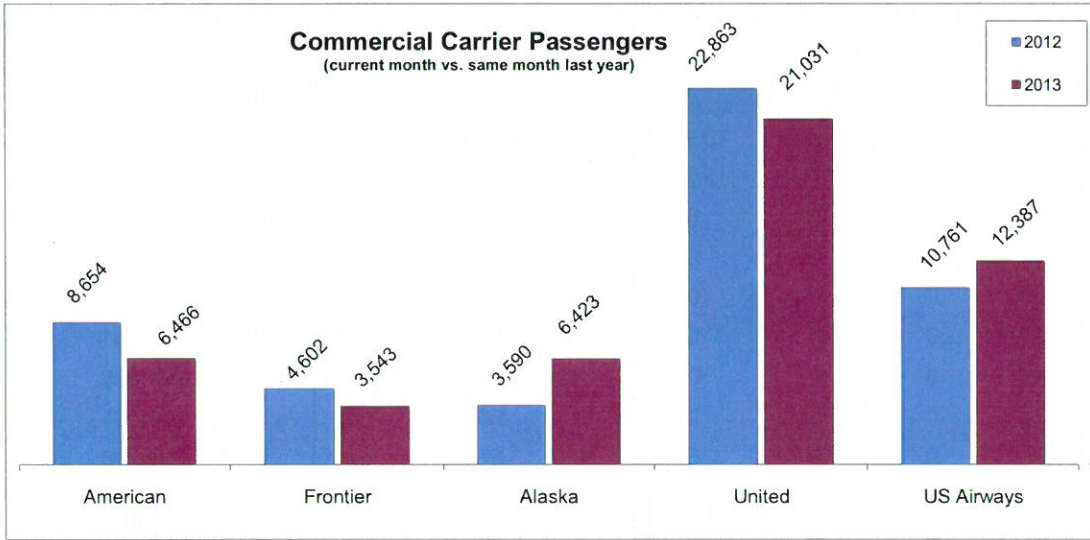
Y-T-D = Year-To-Date

Y-T-Y = Year-To-Year

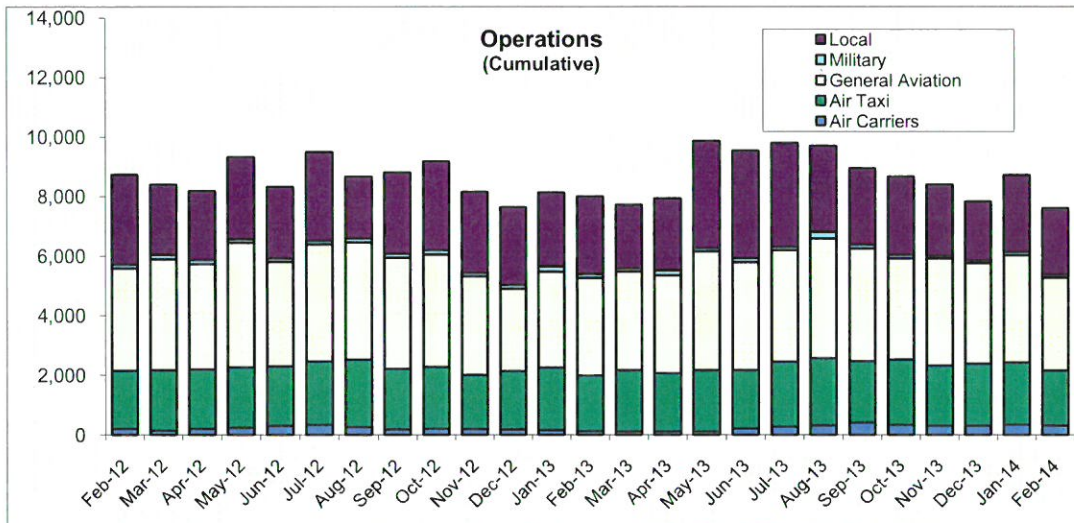


February

Total Departures 31



| Percentage Change (current month vs. same month last year) | |
|--|------|
| American | -25% |
| Frontier | -23% |
| Alaska | 79% |
| United | -8% |
| US Airways | 15% |



| Operations Percentage Change (current month vs. same month last year) | |
|---|------------|
| Local | -14% |
| Military | -27% |
| General Aviation | -5% |
| Air Taxi | 0% |
| Air Carrier | 145% |
| Total | -5% |

