

SANTA BARBARA AIRPORT PASSENGER COUNT 2014

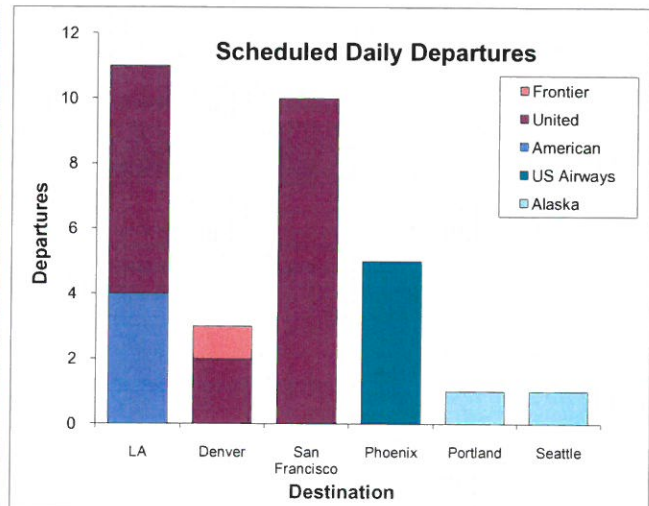
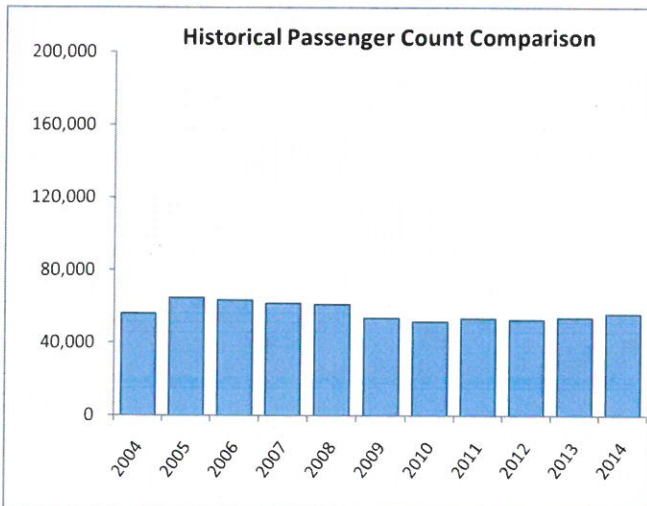
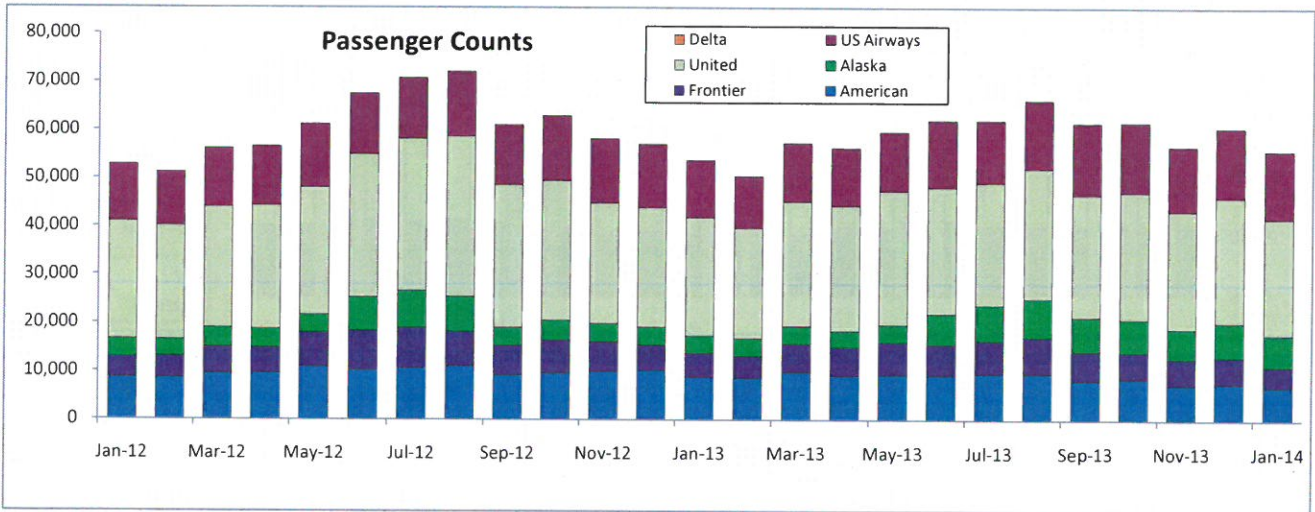
January

Date	American	Frontier	Alaska	United	US Airways				Current Y-T-D	Prior Y-T-D	Y-T-Y % Change
						Monthly Total	Prior Year Month Total	M-T-M % Change			
Jan '14	7,027	4,182	6,567	24,106	13,986	55,868	53,819	3.8%	55,868	53,819	3.8%
Feb '14	0	0	0	0	0	0	50,470	na	0	104,289	na
Mar '14	0	0	0	0	0	0	57,331	na	0	161,620	na
Apr '14	0	0	0	0	0	0	56,408	na	0	218,028	na
May '14	0	0	0	0	0	0	59,679	na	0	277,707	na
Jun '14	0	0	0	0	0	0	62,094	na	0	339,801	na
July '14	0	0	0	0	0	0	62,095	na	0	401,896	na
Aug '14	0	0	0	0	0	0	66,305	na	0	468,201	na
Sep '14	0	0	0	0	0	0	61,587	na	0	529,788	na
Oct '14	0	0	0	0	0	0	61,712	na	0	591,500	na
Nov '14	0	0	0	0	0	0	56,767	na	0	648,267	na
Dec '14	0	0	0	0	0	0	60,587	na	0	708,854	na
7,027 4,182 6,567 24,106 13,986						55,868					

Legend for Chart:

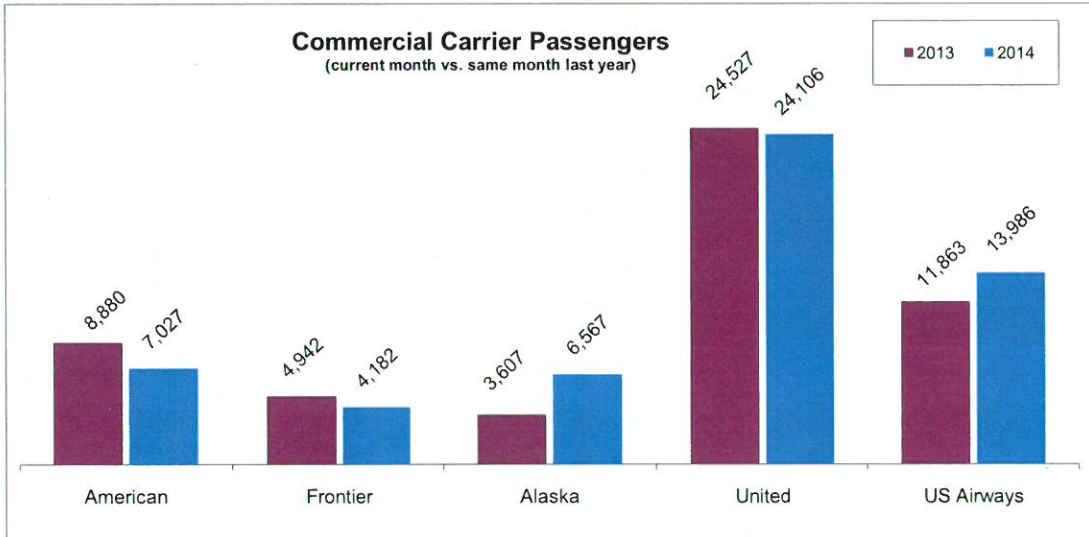
Y-T-D = Year-To-Date

Y-T-Y = Year-To-Year

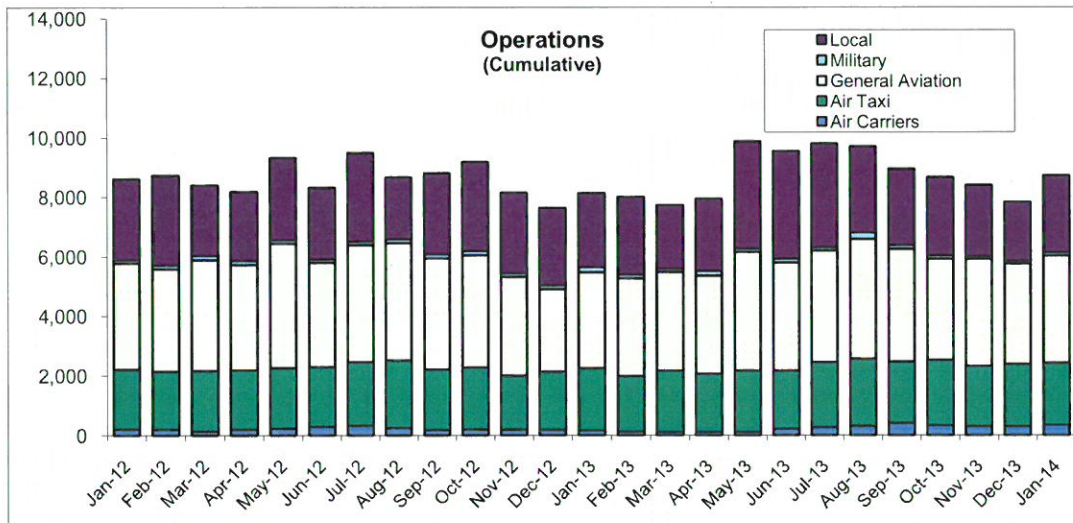


January

Total Departures 31



Percentage Change (current month vs. same month last year)	
American	-21%
Frontier	-15%
Alaska	82%
United	-2%
US Airways	18%



Operations Percentage Change (current month vs. same month last year)	
Local	4%
Military	-36%
General Aviation	12%
Air Taxi	-1%
Air Carrier	118%
Total	7%

