



GET READY, SANTA BARBARA!

KNOWING YOUR RISKS

1969 Santa Barbara Oil Spill

Contents:

- **1969 Santa Barbara Oil Spill**
- **2014 Great Shake Out**
- **Main Feature:**
 - ⇒ **Oil Spill Facts**
- **The CERT Corner**
- **Infrastructure informational Meetings**
- **Emergency Kit Recipes**
 - ⇒ **Pumpkin Bisque**
- **Calendar**

On January 28, 1969, a “blowout” erupted below drilling platform Alpha, and before it was plugged, more than 3 million gallons of crude oil spewed from drilling-induced cracks in the channel floor. For weeks national attention was focused on the spill’s disturbing, dramatic images. Oil-soaked birds, unable to fly, slowly dying on the sand. Waves were so thick with crude oil that they broke on shore with an eerie silence. Thirty miles of sandy beaches coated with thick sludge. Hundreds of miles of ocean covered with an oily black sheen. But the spills impact went far beyond the fouled beaches. The disaster is considered to be a major factor in the birth of the modern-day environmental movement.

It was the Spark that began forming environmental groups to protect their communities and started fighting for legislation to protect the environment. In 1969, Congress passed the National Environmental Policy Act which requires environmental impact studies before any federal action can be taken. California adopted similar legislation in 1970. A wave of national environmental legislation followed, including clean air and water acts, and laws that protected sensitive coastal areas and endangered species.

Inside this issue:

Oil Spill Facts	2
CERT Corner	3
Infrastructure Information meeting	3
Emergency Kit Recipe of the Month	4
Calendar	4

GOO

Get Oil Out! Inc. was formed in the wake of the Santa Barbara Oil Spill of 1969. The shock and horror of that environmental disaster inspired a generation of environmentalists to fight oil pollution and to fight oil addiction. Over the years GOO has had many successes in fighting to protect California from further oil development and exploitation. For more information on GOO, [click here](#).



2014 Great ShakeOut

Upcoming Issues

NOVEMBER
Air Disasters



DECEMBER
Freezes



JANUARY
Kitchen Safety



FEBRUARY
Bedroom Safety



MARCH
Living & Dining



Instead of our history corner this month, we want to remind everyone that you can be involved in the largest Earthquake Drill in history. Millions of people worldwide will practice how to Drop, Cover and Hold On at 10:16 a.m. on Thursday October 16th. The Great ShakeOut Earthquake Drills began in California in 2008. Participating is a great way for your family, place of business, house of worship or school to be better prepared to survive and recover from a big earthquake.

This drill will help you practice how to communicate with family, friends, and co-workers. Remember people do what they practiced, not what they learned. To learn more go to the ShakeOut website at www.shakeout.org. You can also register your neighborhood, business, etc. at www.Shakeout.org/California/register/

We will have a new history article next month.

Do you have some Santa Barbara history you want to share? Maybe you have some interesting family history you want to share or maybe you have a question about something. We want to hear it! Send us your stories of, or questions about, Santa Barbara history to YMcGlinchey@SantaBarbaraCa.gov



Oil Spills Facts

BP's Deepwater Horizon. Exxon Valdez. Two of the largest oil spills in US history. These names are likely to drum up mental images of massive oil slicks, and marine wildlife coated in thick, black sludge. The Exxon Valdez spill happened in March of 1989, in Prince William Sound, Alaska. An oil tanker ran into a reef, causing a leak of over 10 million gallons. Because of the remote location of Prince William Sound, which is only accessible by boat, or air, the response and recovery were greatly hindered.



Deepwater Horizon is the largest marine oil spill to happen in the history of the petroleum industry. A series of unfortunate oversights, multiple ignored alarms, and just plain misconduct on the part of many, led to a wellhead explosion and ultimately the sinking of the platform, in addition to the death of 11 people. The well gushed for 87 days, and there are still reports that it has minor leaks.



What if I told you we have our own mini-oil spill every single day here in Santa Barbara? Anyone who has ever walked barefoot on our beaches won't be surprised to hear this, as we've all struggled to remove tar from our feet after a nice sunset stroll. But where does all that tar come from? It originates from the Coal Oil Point seep field, which is west of Santa Barbara, offshore from the Devereaux slough, and adjacent to the Ellwood Oil Field (for more information about the seep field, visit seeps.geol.ucsb.edu). The seep field is about 3sqkm and releases on average, 125 barrels of liquid petroleum a day. Our own little oil-spill, every single day. Those barrels add up quickly, and we're looking at approx. 1.9 million gallons of oil leaking into the Santa



Barbara Channel annually. That sounds catastrophic on the outset, but according to Woods Hole Oceanographic Institution, it's not as scary as it sounds. Research shows that due to the slow rate of leakage, the nearby organisms adapt to the presence of liquid petroleum, and rarely, some unique creatures have learned how to use the chemicals leaked at the source and metabolize them into a source of energy. Even better, because of the high level of microbes beneath the sea floor, often the materials leaking from the seeps are profoundly biodegraded. (for more information about the environmental impact of slow oil seeps, visit <http://www.whoi.edu/oil/natural-oil-seeps>)

So what are the five largest oil spills in the World?

#5—Kolva River Oil Spill

Location: Kolvaq River Russia

Date: August 6, 1983

Spill: 84 Million Gallons

#4—Atlantic Empress Oil Spill

Location: off the coast of Trinidad

Date: July 19, 1979

Spill: 90 Million Gallons

#3—Ixtoc 1 oil Spill

Location: Bay of Campeche, Mexico

Date: June 3, 1979

Spill: 140 Million Gallons

#2—Gulf Oil Spill

Location: Gulf of Mexico

Date: April 22, 2010

Spill: est. 206 Million Gallons

#1-Arabian Gulf/Kuwait

Location: Persian Gulf, Kuwait

Date: January 19, 1991

Spill: 380-520 Million Gallons

The CERT Corner – Duck and Cover

Not a conversation to be held lightly, this topic is familiar to every child of the 1950s. To put it most simply, it is nicknamed Duck and Cover, and refers to instructions for living through a nuclear attack. After a long period of little mention, duck and cover has reemerged. Whether an explosion is locally generated, industrially generated, or hostilely generated, the results are similar. On the ground, at a facility, or sent by rocket, we may be impacted by blast. Time, distance, and shielding are the best defense, but sometimes they are not available.

The terrifying incidents of the Boston Marathon have taught us awful lessons, that ordinary objects in our midst can produce death and destruction. Some of this we can do little about other than stay home. This is not a realistic solution, and now even if a person chose to be an urban hermit, a blast could occur that would render even that choice as a non solution.

What we can do is educate ourselves with awareness and a few steps that may be lifesavers. First, we need to be aware of our surroundings and situations. Know that people who plant bombs are attacking a population largely ill prepared for any violence. Second, if you are near an explosion and can get away, do so. Often there are secondary charges planned to detonate in order to kill and maim as many people, including first responders, as possible.

If you cannot get away, get low to the ground, cover your eyes with the fingers of both hands, and put your thumbs in your ears. Open your mouth, even slightly. The shock going into your head must find a way out, and by opening your mouth, it can. If you are inside

and you suspect something is happening outside move away from the windows. Flying glass shards become part of the weapon as windows explode, and are sharp edged projectiles traveling at high speed.

In the event of a nuclear detonation and in the event we have warning, even a few minutes preparation may save your life. Again, move away from glass. Do not run to the window to see what's happening. Lie down, curl into a ball, cover your eyes, ears and head, open your mouth, and stay down. There's an initial blast, followed by a shock wave with accompanying wind. The shock wave takes time to travel, so allow plenty of time in the duck and cover position. After the shock wave and the wind, wait longer, at least a few more minutes.

Your plan is very important. Food, water, first aid supplies, your Go Bag, which could be a Stay Bag if needed, are vital.

This column does not have the space to cover the topic in depth, but there's plenty of information on your favorite search engine.

To learn more about preparation, take a CERT class. Learn the basic skills to take care of yourself, your family, your neighbors and your community in the event of a disaster. To find out more about the CERT schedule, contact Yolanda McGlinchey, Emergency Services Manager, at (805) 564-5771.



Stella Larson,
Mesa Resident

We are on Facebook (<https://www.facebook.com/CityofSBOES>) as Santa Barbara County CERT Corps

Infrastructure Workshops



The City Council is hosting public workshops to get your thoughts on the condition of the City's basic infrastructure, including streets, sidewalks, libraries, community centers, police and fire stations, and parks and recreation facilities. As a frequent user/supporter of the Fire Departments Office of Emergency Services, you are probably aware of some of the biggest needs and can share what's important to you. City Council wants to get your input on how they should prioritize funding. With your suggestions, a Council Committee will develop a plan to upgrade and modernize public facilities. Please join us for one of these hour-long workshops! [List of Workshops](#). For more information regarding the work being done [click here](#)

Santa Barbara City Office
of Emergency Services

121 W. Carrillo Street
Santa Barbara, CA 93101

Phone: 805-564-5711
Fax: 805-564-5730
E-mail:
YMcGlinchey@SantaBarbaraCA.gov



We're on the Web!

www.santabarbaraca.gov/oes

and



Emergency Kit Recipes

"Pumpkin Bisque"

Prep Time: 5 min
Total Time: 20 min

Ingredients

- 1 cup of water
- 1/2 cup evaporated milk
- 1/4 tsp cinnamon
- 3 Tbsp organic sugar
- 1/2 of a 15-oz can of 100% pure canned pumpkin

Directions

1. Whisk together all ingredients in a small saucepan.
2. Place mixture over medium-high heat. Continue to stir until the bisque is steaming hot.
3. Serve immediately.
















If you want to find more Emergency Recipes like this, [Click here](#)

Do you have an Emergency Kit Recipe you want to share? Maybe you have a healthy or crazy recipe or maybe you have a question about something. We want to hear from you! Send us your recipes, or questions to YMcGlinchey@SantaBarbaraCa.gov

Upcoming Events

October 2014

Sun	Mon	Tue	Wed	Thu	Fri	Sat
			1 Vegetarian Day 	2	3 Techies Day 	4
5 Do Something Nice Day 	6	7	8	9 Fire Prevention Day 	10	11 It's My Party Day 
12	13 Columbus Day 	14 Bald & Free Day 	15	16 The Great California Shake Out 	17	18 Sweetest Day 
19	20	21 Pumpkin Cheesecake Day 	22	23	24	25
26	27 Navy Day 	28	29 Frankenstein Day 	30 Mischief Night 	31 Halloween 